

Development Services

Highlights and Significant Issues Report
For the Month of December 2011

Executive Summary

Customer Contact and Business Improvement

Overall we have experienced a small reduction in customer contact and duty planner enquiries for the month of December. We continued to refine our customer engagement strategy, specifically providing more regular updates to our customers who submit duty planner enquiries. We continued to maintain traction on a number of improvement initiatives, gained commitment for and launched new projects. Details on these are contained further in the document.

Development Assessment

The number of planning applications is slightly above average since July 2008. In general, applications were decided in IDAS time frames or better. Details on these are contained further in the document.

Development Engineering

For the month of December we received 17 Operational Works applications – compared to the previous 3 month average of 19 and historic average of 13 (refer to Section 2.1.2). The Operational Works Decision Making Period target, of 85% within 40 days, was met with 100% assessed within the target time frame (refer to Section 2.7.3). The percentage of plan sealing approvals within 15 days of application was 75% compared with the target of 85%. The percentage of minor works approvals, within 10 days of application, was 75% compared with the target of 85%.

Health and Regulatory Services

State Government advised Council that it's draft Local Laws have been approved with the operative date being 1st January 2012. Arrangements are now being made for staff training and a public awareness campaign on the new Local Laws as soon as possible.

Inspections of Food Premises have ramped up during the month with 89% of all licensed premises now inspected at least once this year.

The numbers of abandoned vehicles being collected continues at a rate of approximately 30 vehicles per month which is a constant drain on resources. Council Officers liaise with Mackay Police in identifying and collecting these vehicles which are now being held at the Ness Street depot.

Strategic Planning

In December council endorsed the draft Mackay Region 200k Planning Scheme. A peer review of the draft planning scheme will commence in January prior to submitting the draft planning scheme for State Interest Review. Two grant funding applications were submitted (one to fund four flood alerts stations and one for the development of a local heritage register). Consultants were appointed for the storm tide study, which will also commence in January 2012.

Table of Contents

Name of Section	Section	Page
INDUSTRY CONSULTATION AND PUBLIC CONTACT	1	1-3
PD Online	1.1	1
Industry Contact/Meetings	1.2.1	1
Working Groups	1.2.3	1
Planning Scheme Consultation	1.2.2	2
Duty Planner	1.3	3
Development Services Business Centre Contact	1.4	4
ALL IPA/SPA APPLICATIONS RECEIVED	2	5-21
Applications – MCU- Code	2.2	9-10
Applications – MCU – Impact	2.3	11-12
Applications – Negotiated Decision Notice	2.4	13
Applications – Reconfiguration of Lot	2.5	14-15
Concurrence Agency Applications	2.6	16
Operational Works	2.7	17-18
Plan Sealing	2.8	19-20
Minor Works Applications	2.9	21
Planning Certificates	2.10	22
ePlanning	3	23
CUSTOMER REQUESTS	4	24-34
Local Laws	4.2	26
Compliance	4.3	27-30
Environmental Health	4.4	31-32
Environmental Services	4.5	33
Pest Management	4.6	34
INFRINGEMENTS	5	35-36
Regulated Parking	5.2	36
Local Laws	5.3	36
Compliance	5.4	36
DOMESTIC BUILDING WORKS	6	37-38
BUSINESS IMPROVEMENT	7	39-42
200K PLANNING SCHEME	8	43-47

1. INDUSTRY CONSULTATION AND PUBLIC CONTACT

1.1 Views of PD Online Web Page

Description	Current Month	Average Hits - Previous 3 Months	Monthly Average Since January 2011
Page Views	379	658	601

1.2.1 Industry Contact/Meetings

Description	Current Month
Pre-Lodgement Meetings	6
Engineering Meetings	5
Environmental Services	8
Compliance	3
Local Laws	0
Environmental Health	7
Developer Meetings	23

1.2.3 Work Groups

-

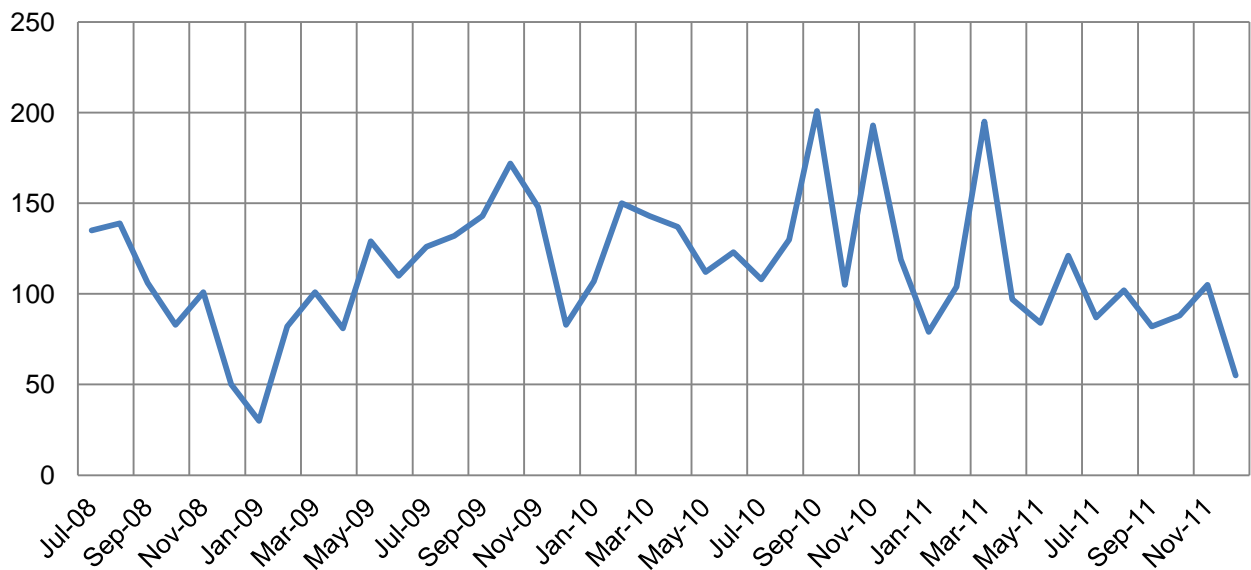
1.2.2 Planning Scheme Consultation

- Council made submissions on the draft Queensland Planning Provisions Version 3.0 (25 November 2011)
- Article in Daily Mercury re Ooralea Local Plan Urban Design Principles document (7 December)
- Working version of the draft Mackay Region 200k Planning Scheme (v0.3) was distributed to Councillors and management team for comment (early December 2011).
- Hosted a workshop with the OESR on the Industrial Land Monitoring Program and the development of a new State Planning Policy on industrial land (5 December 2011)
- Attended a workshop by DTMR on the Mackay, Isaac and Whitsunday Passenger Transport Network Plan (6 December 2011)
- Attended a Statistical Liaison Officers meeting (OESR) on 8 December 2011;
- Attended a workshop by DTMR on the Integrated Transport Plan - Connecting Mackay, Isaac and Whitsunday 2031 Vision Workshop (12 December 2011)
-

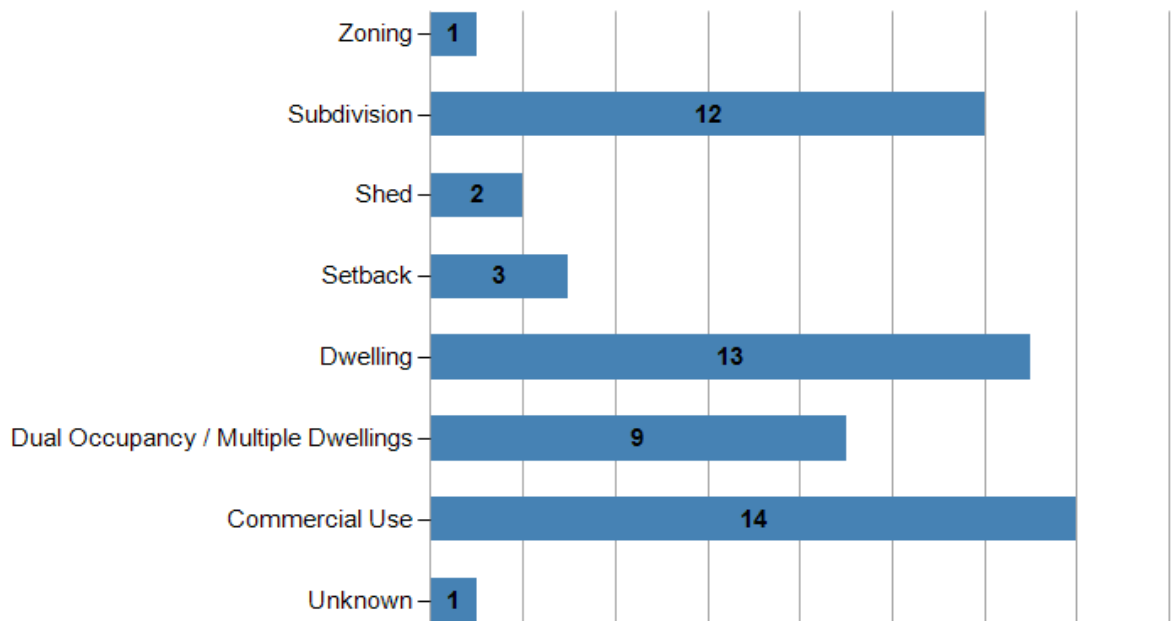
1.3 Duty Planner

Description	Current Month	Previous 3 Months Average	Average Since July 2008
Responses to Email & Fax Requests	55	92	114

1.3.2 Duty Planner Responses Provided Since July 2008



1.3.3 Number of Duty Planner Responses by Type

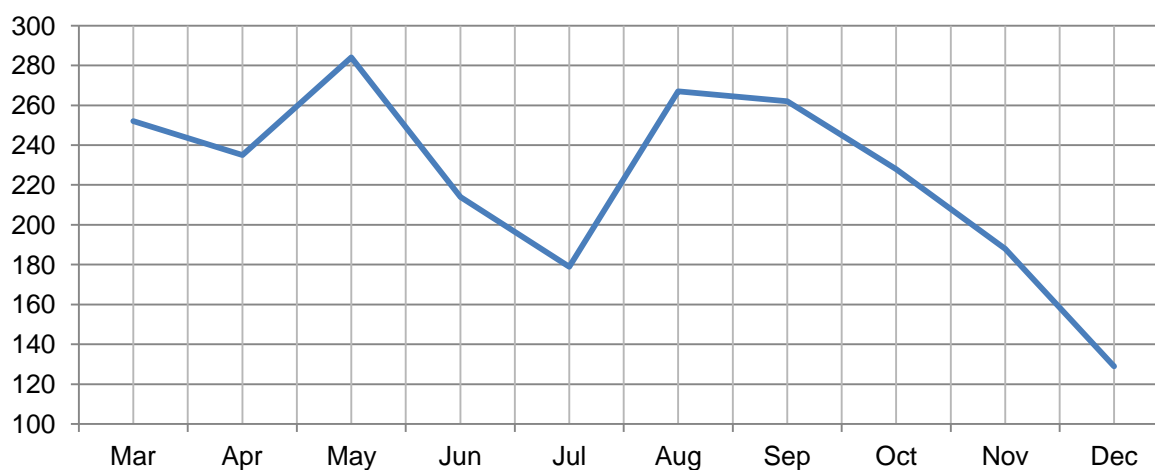


1.4.1 Development Services Business Centre Customer Contact

Description	Current Month	Previous 3 Months Average	Average Since March 2011
Enquiries	27	72	78
Meeting	28	46	56
Deliveries	3	10	11
Application Lodgements	71	98	75
TOTAL	129	226	217

1.4.2 Application Lodgement by Business Type

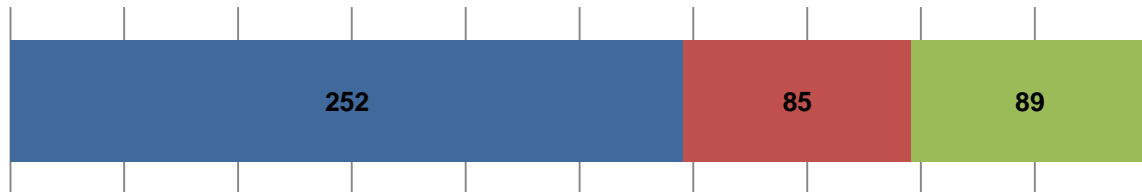
Description	Current Month	Previous 3 Months Average	Average Since March 2011
Development Engineering	10	10	8
Development Assessment	12	24	22
Water & Waste	39	61	45
Health & Regulatory Services	10	3	3
TOTALS	71	98	78

1.4.3 Number of Enquiries Received


2. ALL SPA/IPA APPLICATIONS RECEIVED

2.1.1 Assessment of All Applications

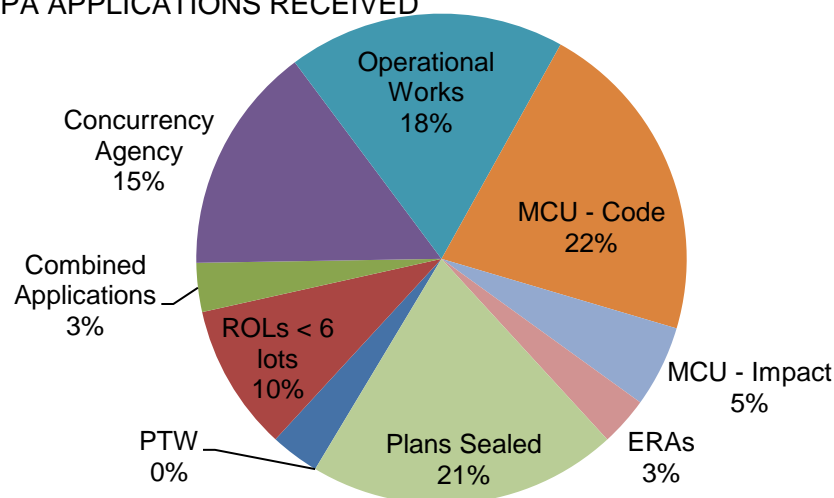
■ Active Requests (Beginning of Month) ■ Requests Received ■ Requests Decided

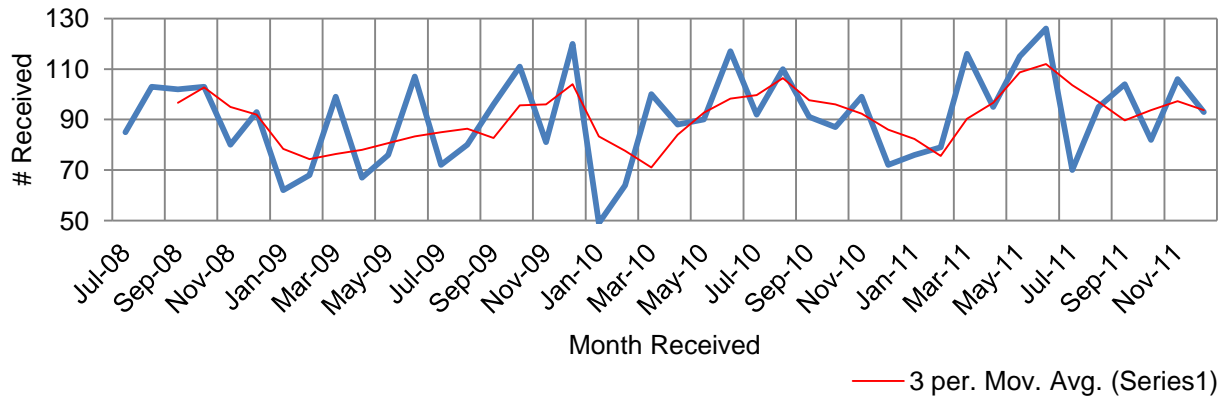


2.1.2 Applications Received

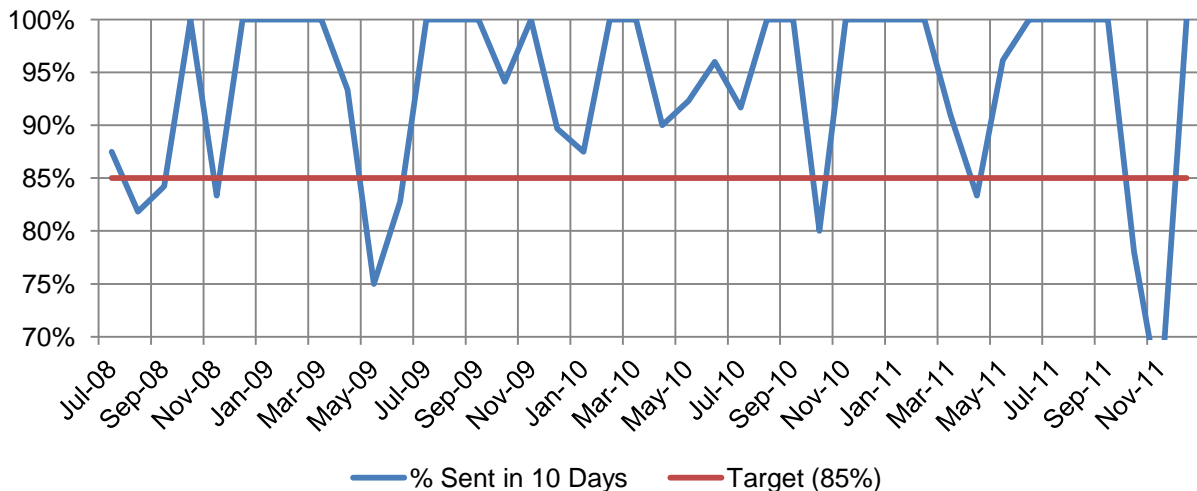
Application Type	New Application Received	Amendments Received	Total All Received	Previous 3 Months Average	Average Since July 2008
ROs > 6 lots	3	0	3	0	1
ROs < 6 lots	8	1	9	6	9
Combined Applications	1	2	3	2	3
Concurrency Agency	14	0	14	33	15
Operational Works	16	1	17	19	13
MCU - Code	17	3	20	18	23
MCU - Impact	4	1	5	3	5
ERAs	3	0	3	1	2
Plans Sealed	19	0	19	12	15
PTW	0	0	0	0	0
	85	8	93	94	86

2.1.3 IPA/SPA APPLICATIONS RECEIVED

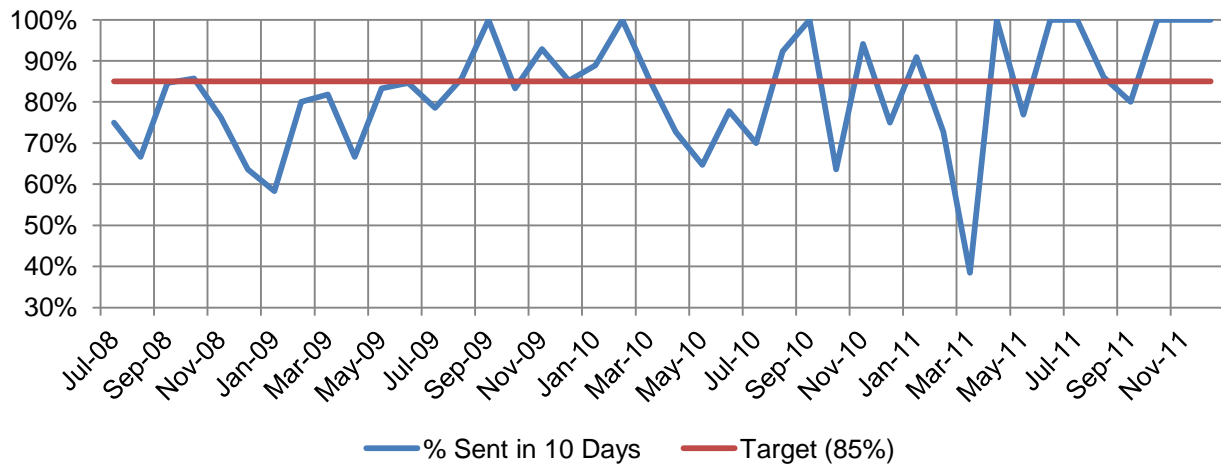


2.1.4 Applications Received Since July 2008

2.1.5 Acknowledgement Notice & Information Request

Description	Current Month	Previous 3 Months Average	Average Since July 2008	Target
Number of Acknowledgement Notices Sent	6	12	15	
Average Days to Send Acknowledgement Notice	8	7	6	85 % in 10 Days
Number of Information Requests Sent	3	9	14	
Average Days to Send Information Requests	3	8	8	85 % in 10 Days

2.1.6 % of Acknowledgement Notices Sent Within 10 Days
(KPI-85% in 10 Days)


2.1.7 % of Information Requests Sent Within 10 Days (KPI-85% in 10 Days)

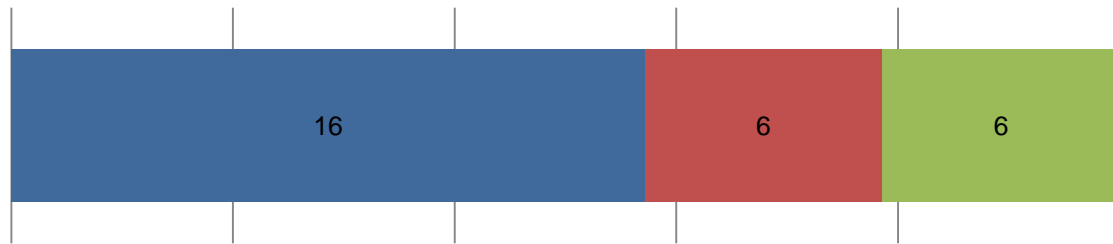


2.1.8 Appeals

Description	Current Month	Previous 3 Months Average	Average Since July 2008
Notices of Appeal Received	1	1	1

2.1.9 Assessment of Amended Applications

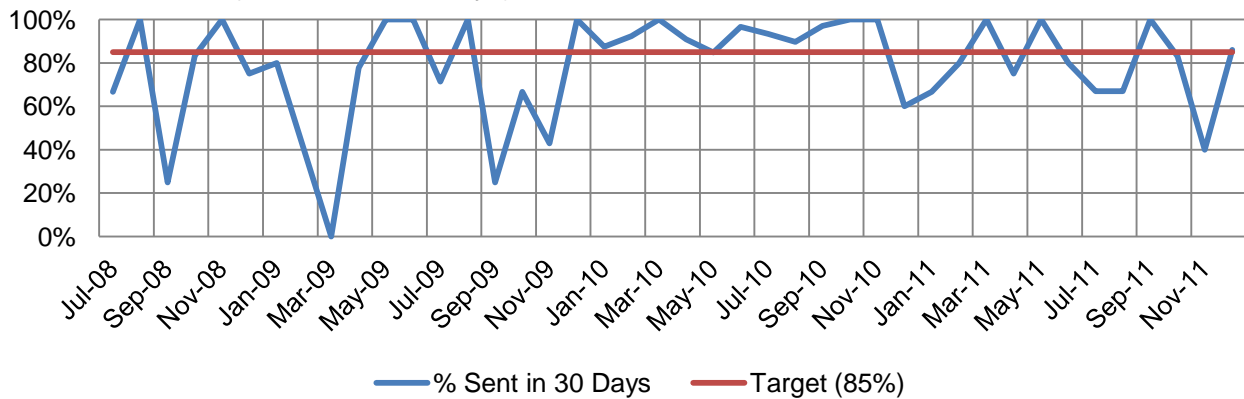
■ Active Requests (Beginning of Month) ■ Requests Received ■ Requests Decided



2.1.10 Change of Approval, Change of Conditions & Extension of Currency Period

Description	Current Month	Previous 3 Months Average	Average Since July 2008	Target
Requests Received	6	5	5	
Requests Decided	6	7	9	
Days to Decide	24	32	25	85% in 30 Days

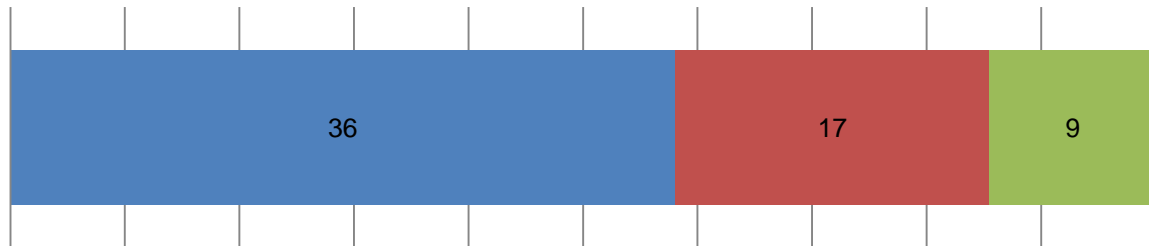
2.1.11 % of Amended Applications Decided in 30 Days (KPI-85% in 30 Days)



2.2 APPLICATIONS – MCU – CODE

2.2.1 Assessment of MCU-Code Applications

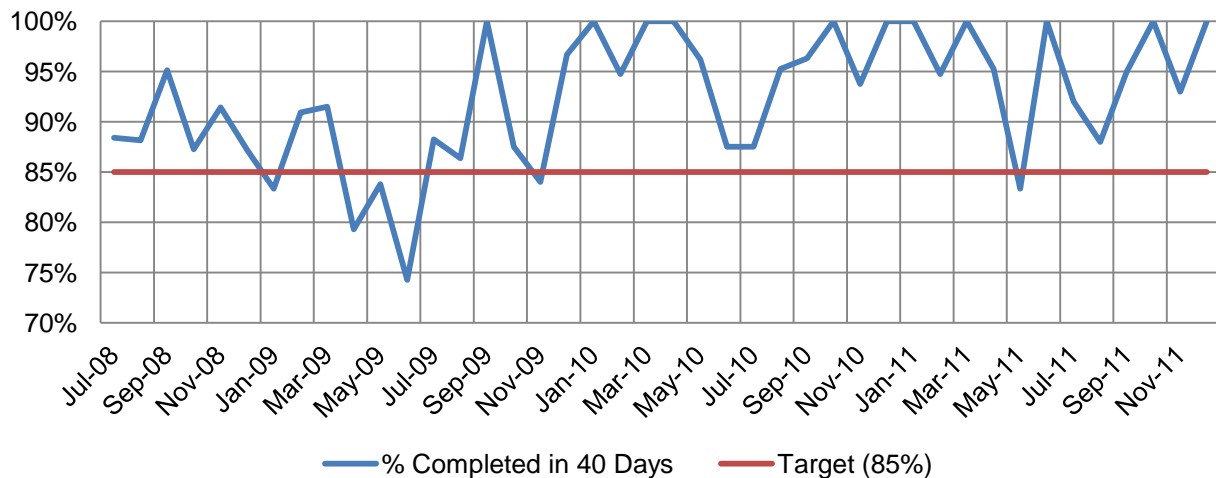
■ Active Requests (Beginning of Month) ■ Requests Received ■ Requests Decided



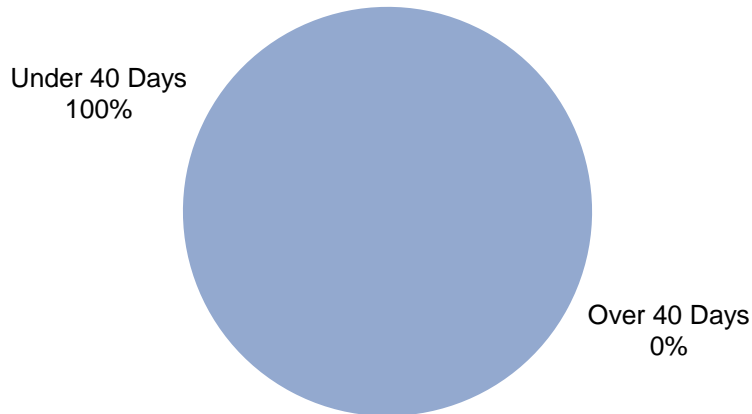
2.2.2

Description	Current Month	Previous 3 Months Average	Average Since July 2008	Target
New Applications Received	17	15	21	
Applications in Decision Making Period	9	16	26	
Average Days in Decision Making Period	18	18	20	85% in 40 Days
Number of Applications Decided	9	16	26	
Average Days to Decide	41	62	51	85% in 80 Days

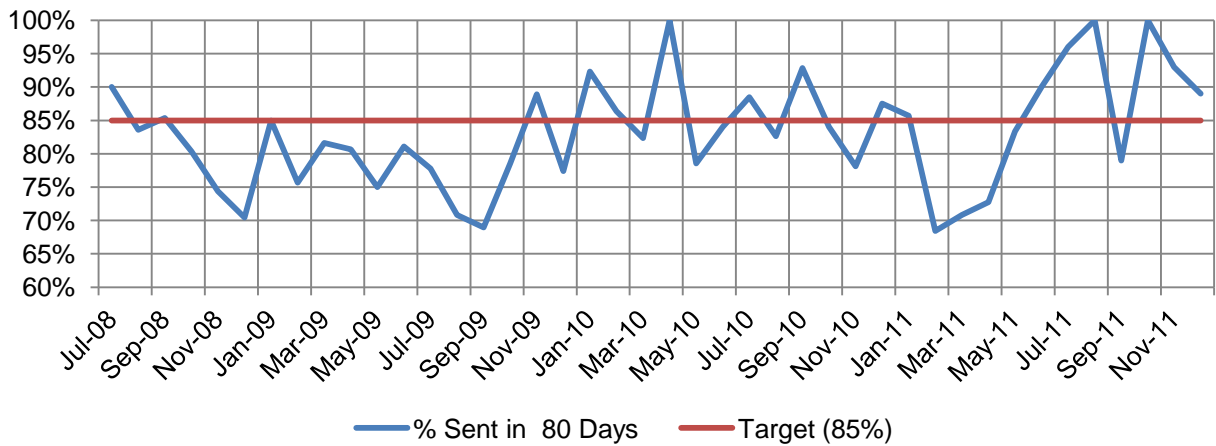
2.2.3 % Days in Decision Making Period under 40 Days (KPI-85% in 40 Days)



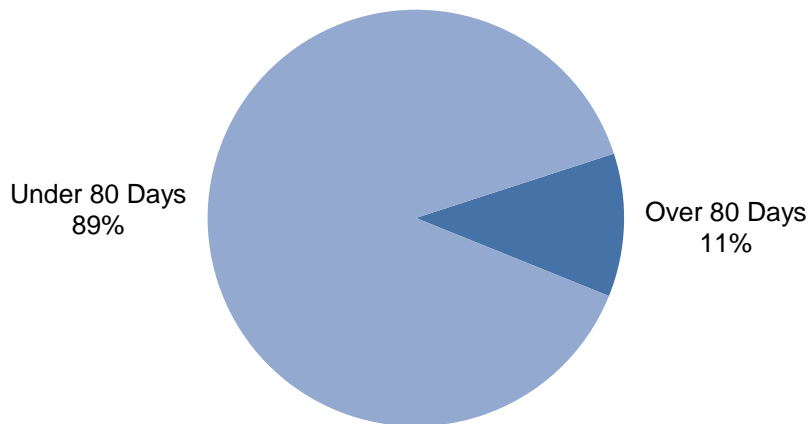
2.2.4 Decision Making Period Completed Under 40 Days



2.2.5 % Days to Process an Application - under 80 Days (KPI-85% in 80 Days)




2.2.6 Application Decided under 80 Days



2.3 APPLICATIONS – MCU – IMPACT

2.3.1 Assessment of MCU-Impact Applications

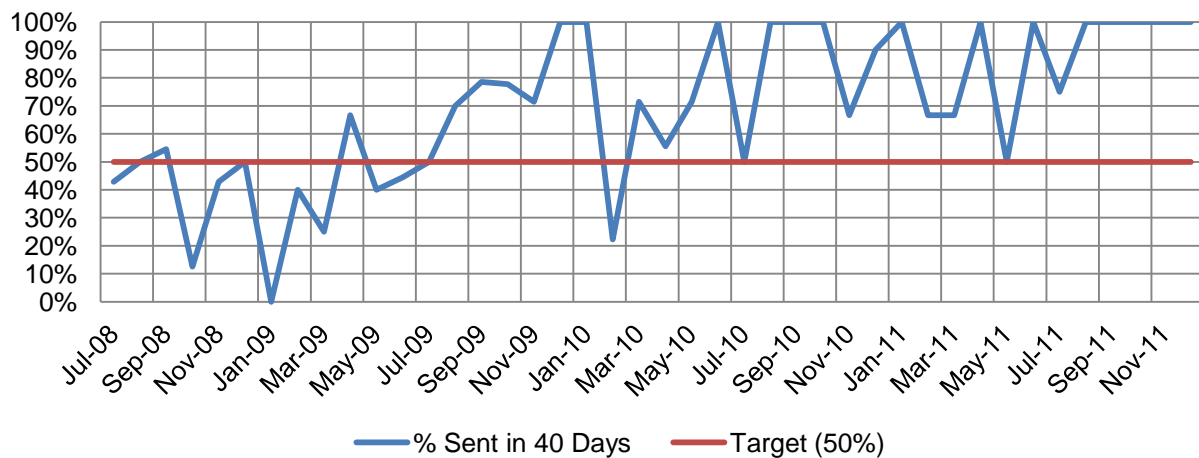
■ Active Requests (Beginning of Month) ■ Requests Received ■ Requests Decided




2.3.2

Description	Current Month	Previous 3 Months Average	Average Since July 2008	Target
New Applications Received	4	3	5	
Applications in Decision Making Period	1	1	4	
Number of Applications Decided	4	2	5	
Average Days in Decision Making Period	18	35	42	50% in 40 Days
Average Days to Decide	77	115	153	85% in 230 Days

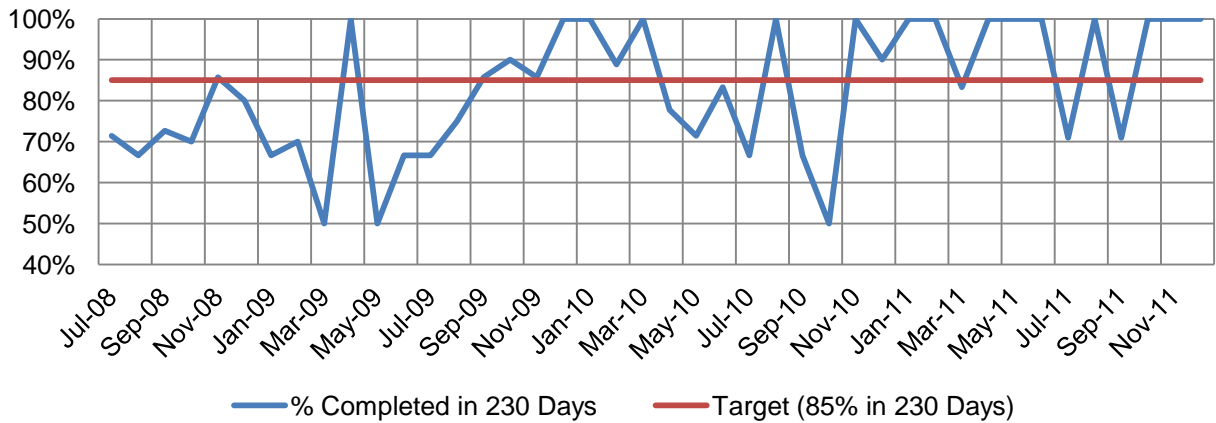
2.3.3 % Days in Decision Making Period under 40 Days 50% (KPI-50% in 40 Days)




2.3.4 Decision Making Period Completed Under 40 Days (KPI)



2.3.5 % Days to Decide an Application - under 230 Days (KPI-85% in 230 Days)



2.3.6 Applications Decided - Under 230 Days (KPI)

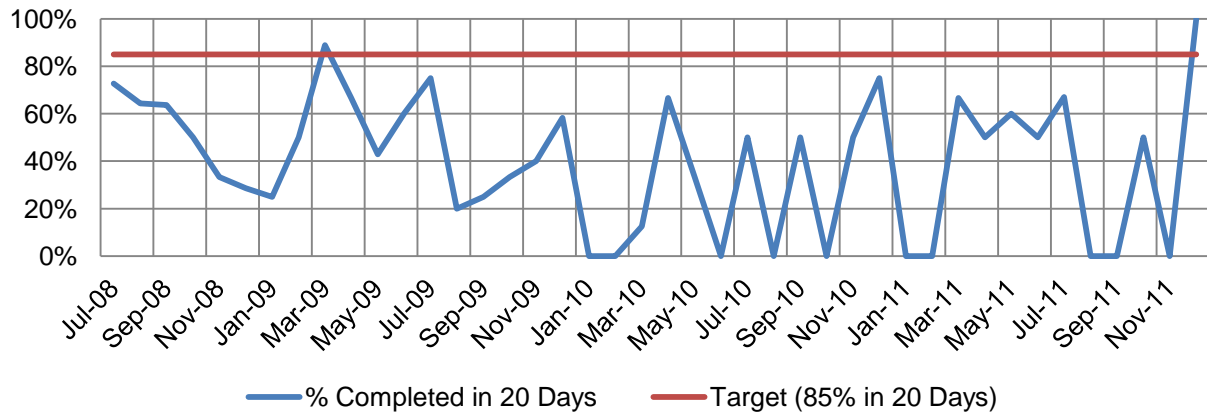


2.4 APPLICATIONS – Negotiated Decision Notices

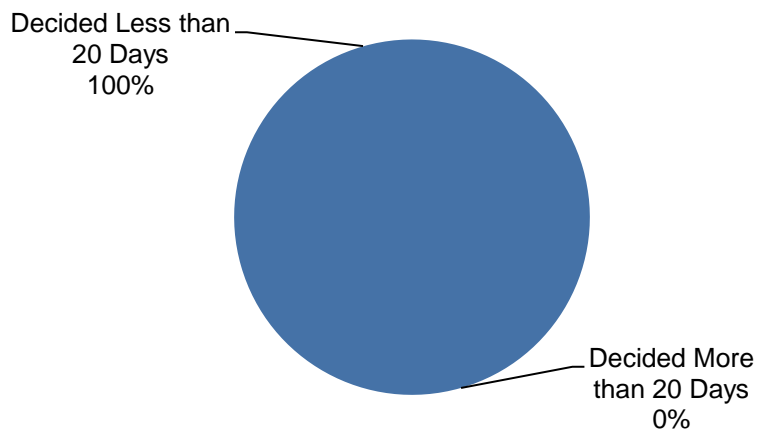
2.4.1

Description	Current Month	Previous 3 Months Average	Average Since July 2008	Target
Applications Received	0	36	36	No More than 20 %
Applications Decided	43	56	56	
Average Days to Decide Application	13	11	34	85% in 20 Days

2.4.2 % Days in Decision Making Period under 20 Days 85% (KPI-85% in 20 Days)

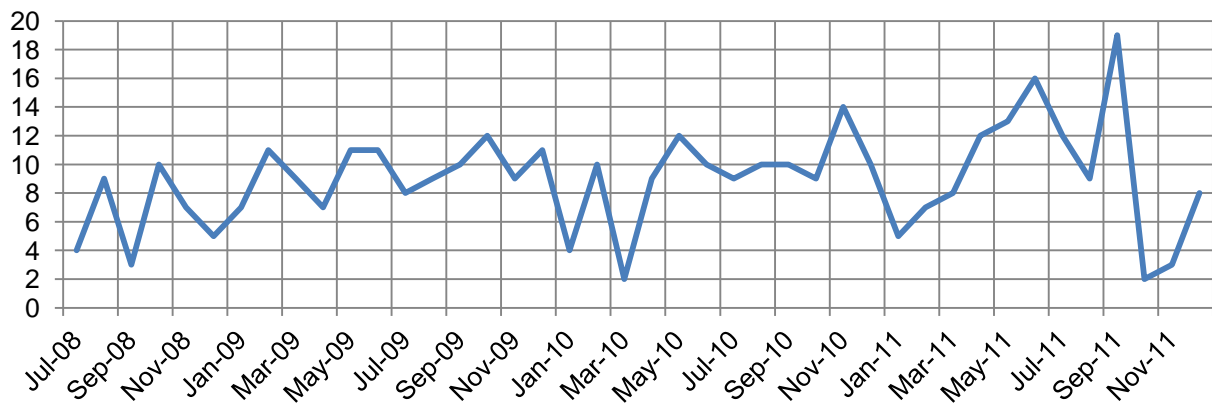
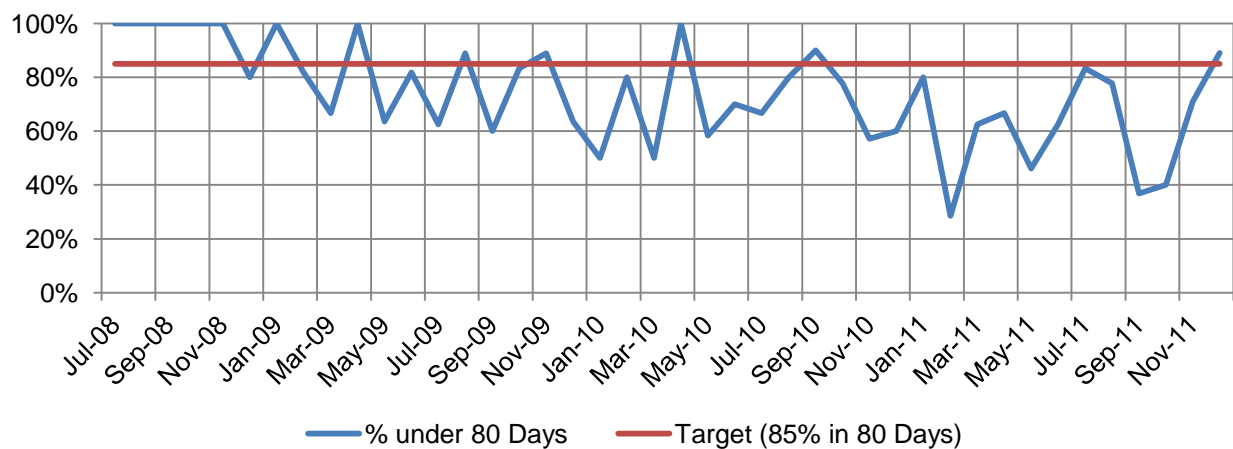


2.4.3 Negotiated Decision Notice Decided Less than 20 Days (KPI)

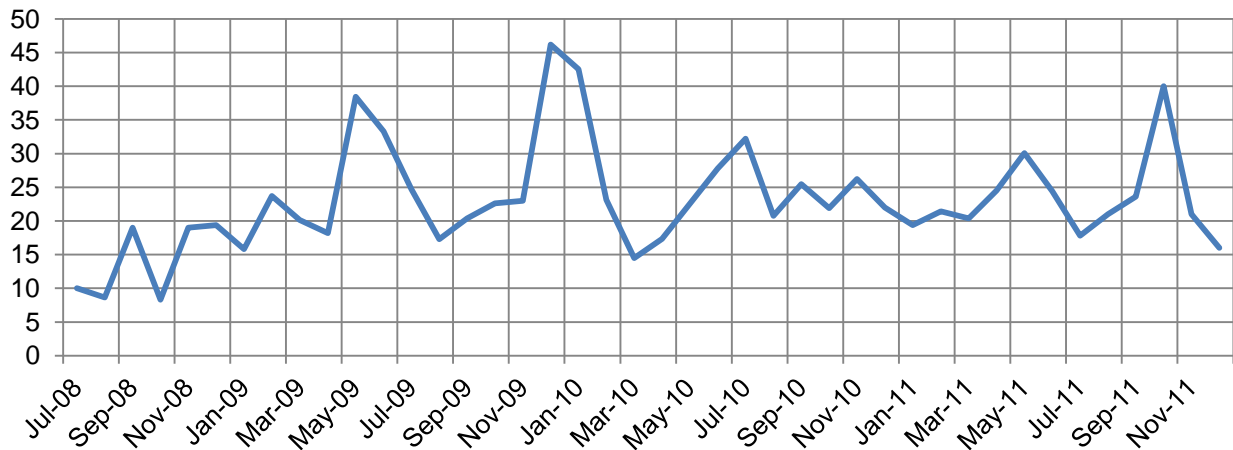


2.5.1 APPLICATIONS - Reconfiguration of Lot Applications

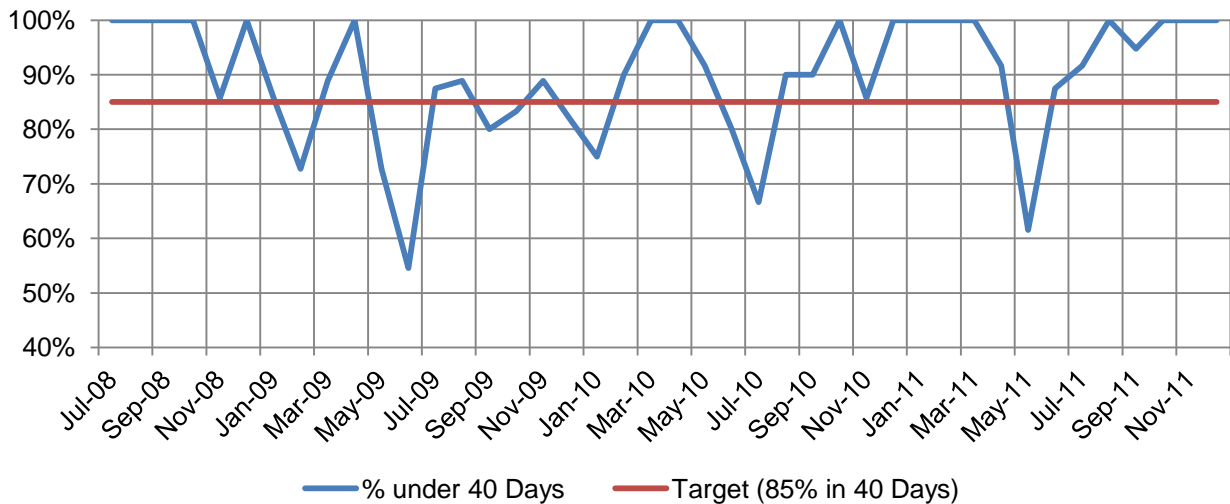
Description	Current Month	Previous 3 Months Average	Average Since July 2008	Target
New Applications Received	11	6	10	
Number of Applications Decided	8	9	11	
Average Days from Lodgement to Decision	44	118	107	85% in 80 Days
Average Days in Decision Making Period	16	27	33	85% in 40 Days
Number of Lots Approved	24	18	10	

2.5.2 Average Number of Applications Decided by Month

2.5.3 % of Applications Decided under 80 Days (Target 85% in 80 Days)


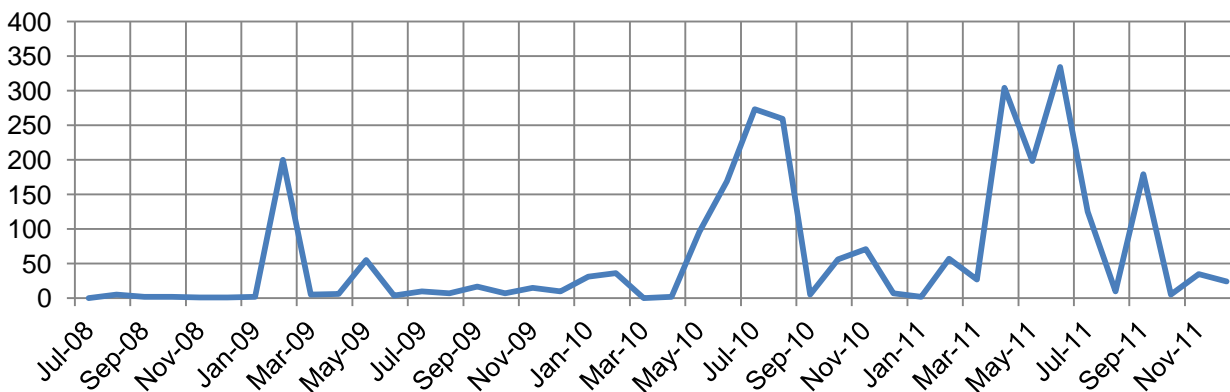
2.5.4 Average Days in Decision Making Period



2.5.5 % Days in Decision Making Period under 40 Days 85% (KPI-85% in 40 Days)



2.5.6 Number of Lots Approved



2.6 Concurrence Agency Applications

2.6.1 Assessment of Concurrence Agency Applications

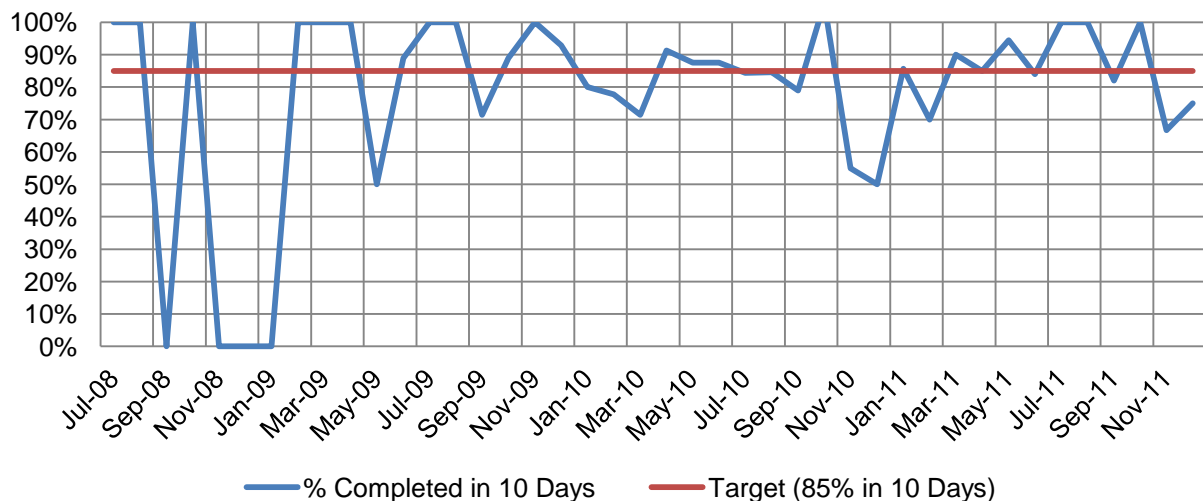
■ Active Applications (Beginning of Month) ■ Received Applications ■ Decided Applications



2.6.2

Description	Current Month	Previous 3 Months	Average Since July 2008	Target
New Applications Received	14	33	16	
Applications Decided	24	29	15	
Average Days to Decide	8	9	11	85% in 10 Days

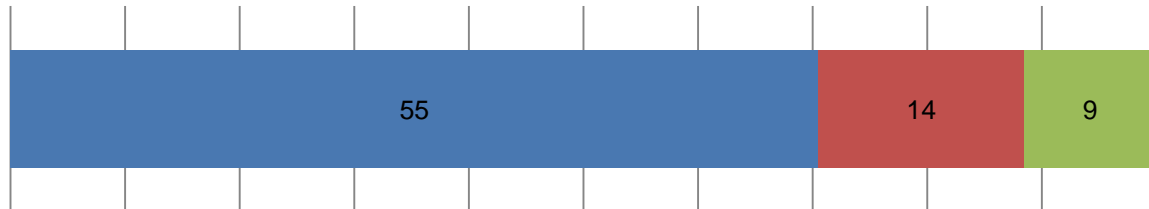
2.6.3 % Days to Decide an Application - under 10 Days (KPI-85% in 10 Days)



2.7 Operational Works

2.7.1 Assessment of Operational Works Request

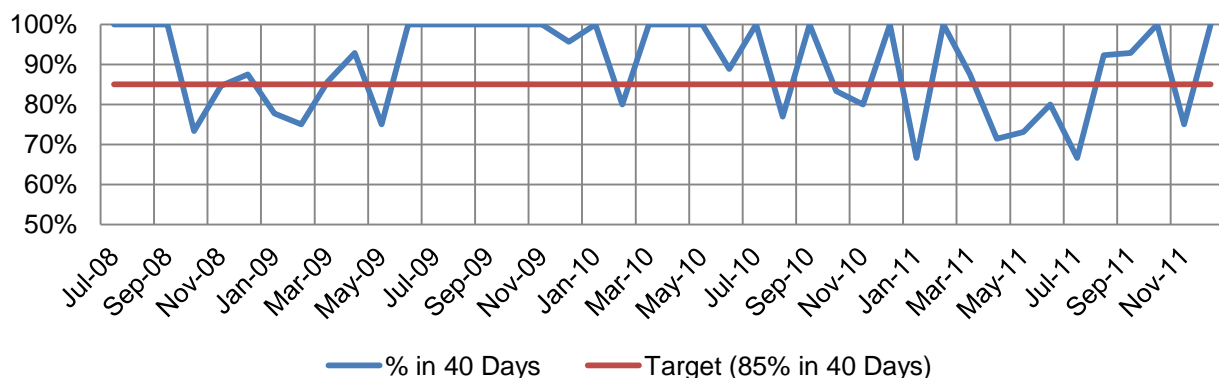
■ Active Applications (Beginning of Month) ■ Received Applications ■ Decided Applications




2.7.2

Description	Current Month	Previous 3 Months	Average Since July 2008	Target
New Request Received	14	19	12	
Applications Requiring Information Request	17	6	5	No More than 50 %
Average Information Request Days	0	14	10	85% in 40 Days
Average Days in Decision Making Period	23	26	64	85 % in 40 Days
Average Days to Decide a Request	23	41	63	85% in 80 Days

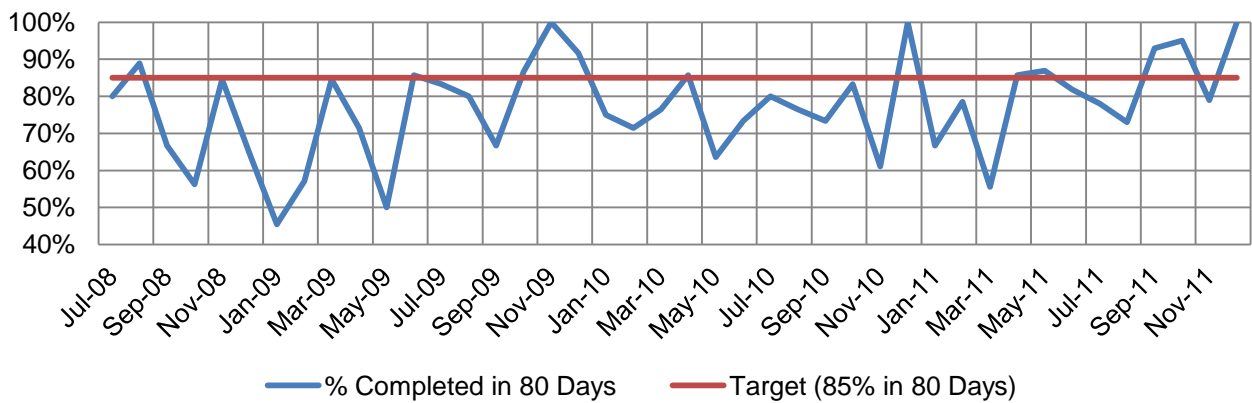
2.7.3 % Days in Decision Making Period under 40 Days 85% (KPI-85% in 40 Days)



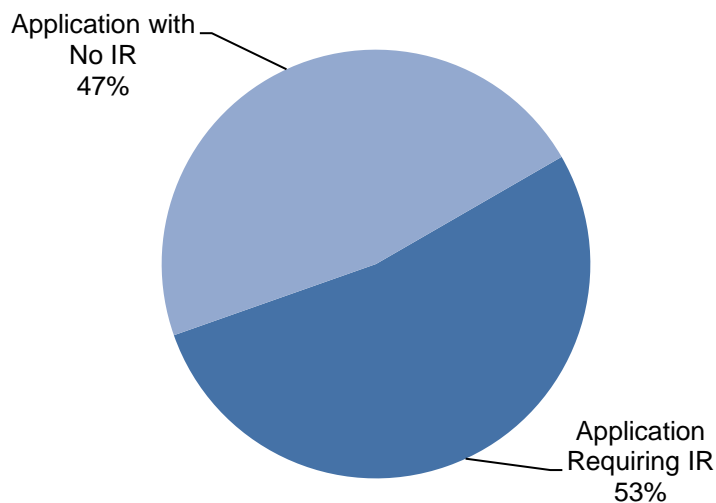
2.7.4 Decision Making Period Completed Under 40 Days (KPI)



2.7.5 Days to Decide an Application - under 80 Days (KPI-85% in 80 Days)



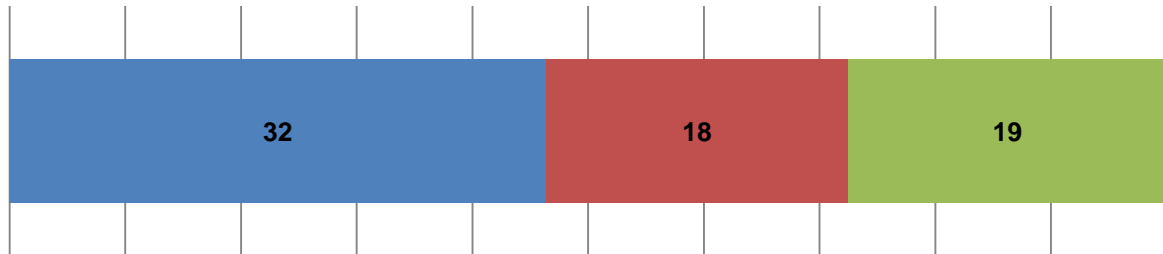
2.7.6 Applications with Information Request (KPI <50%)



2.8 Plan Sealing

2.8.1 Assessment of Plan Sealing Applications

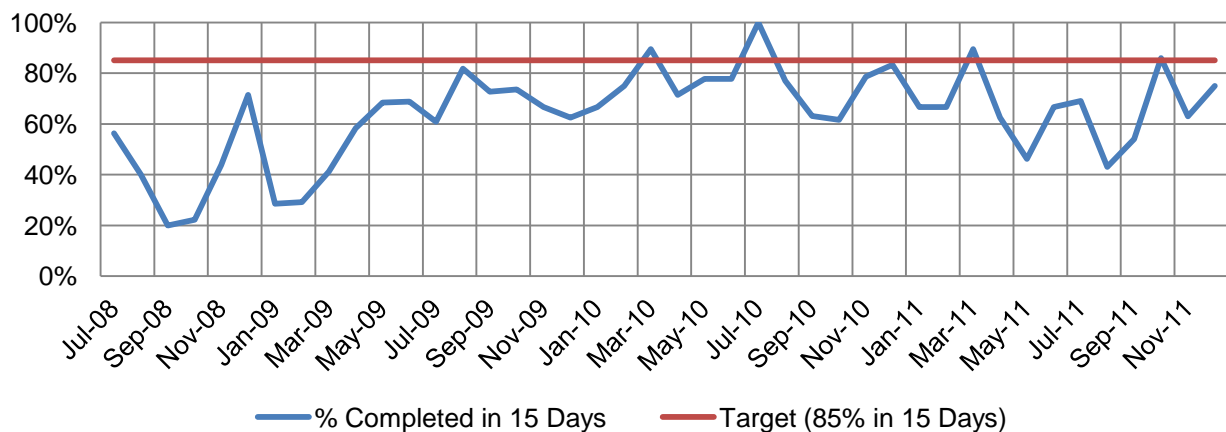
■ Active Applications (Beginning of Month) ■ Received Applications ■ Decided Applications



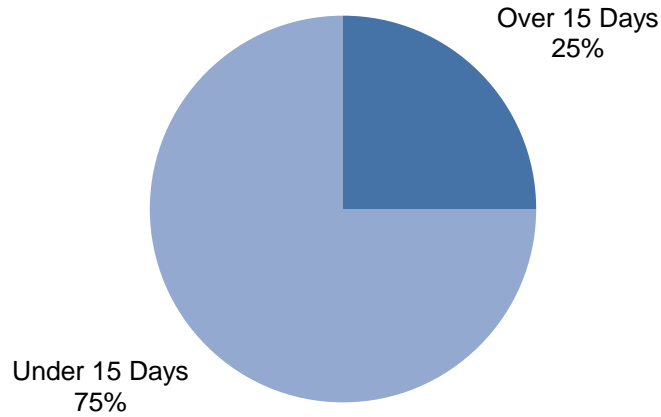
2.8.2

Description	Current Month	Previous 3 Months	Average Since July 2008	Target
Applications Received	18	12	15	
Plans Sealed	19	14	16	
Average Days to Decide	27	18	29	85% in 15 Days
Number of Lots Approved	70	8	10	

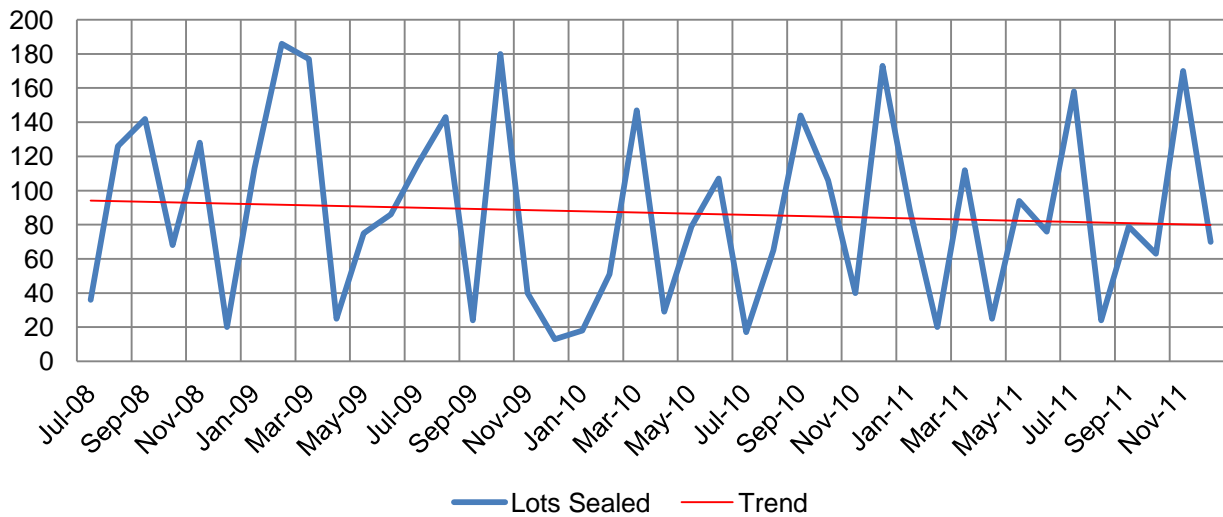
2.8.3 Days to Decide an Application - under 15 Days (KPI-85% in 15 Days)



2.8.4 Time to Decide an Application Under 15 Days (KPI)

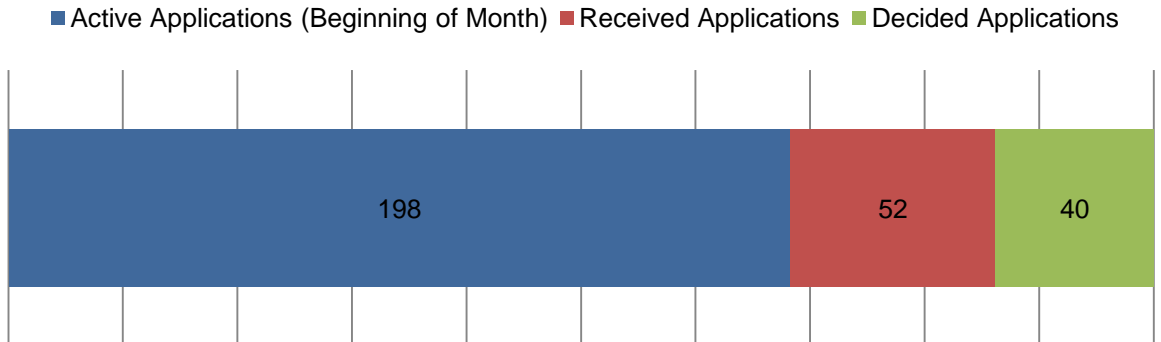


2.8.5 Number of Lots Sealed

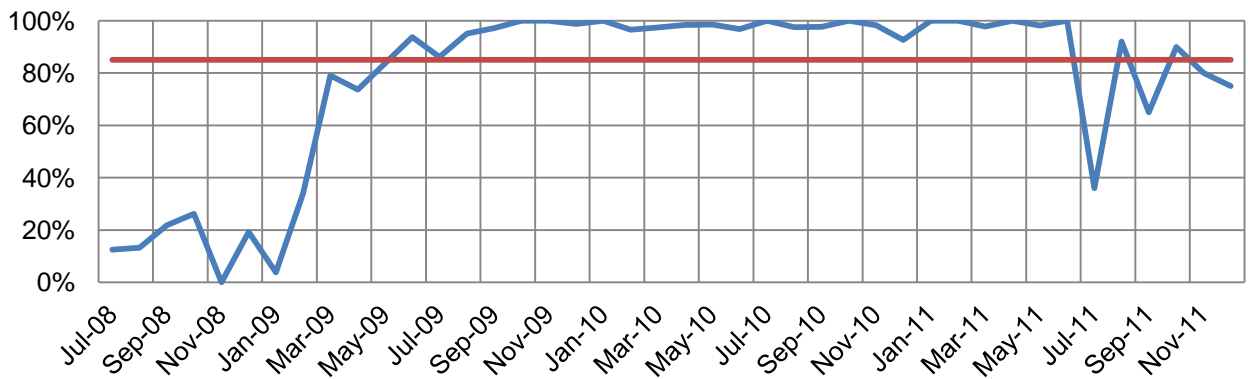


2.9 Minor Works Applications

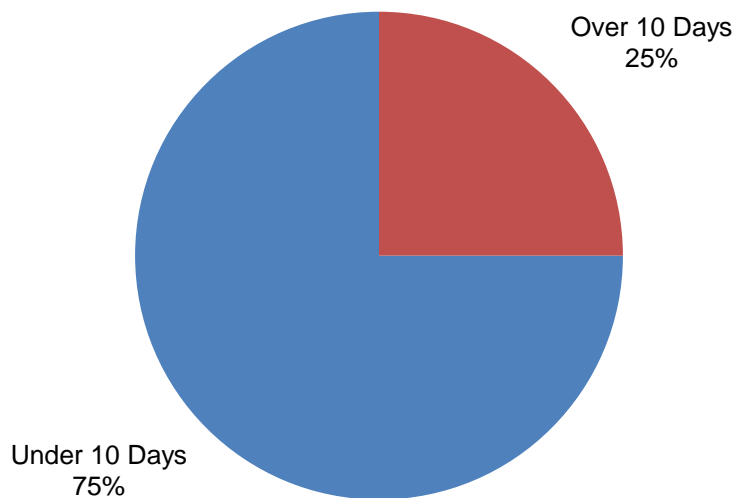
2.9.1 Assessment of Minor Works Applications



2.9.2 Days to Decide an Application - under 10 Days (KPI-85% in 10 Days)



2.9.3 Applications Decided under 10 Days (KPI)

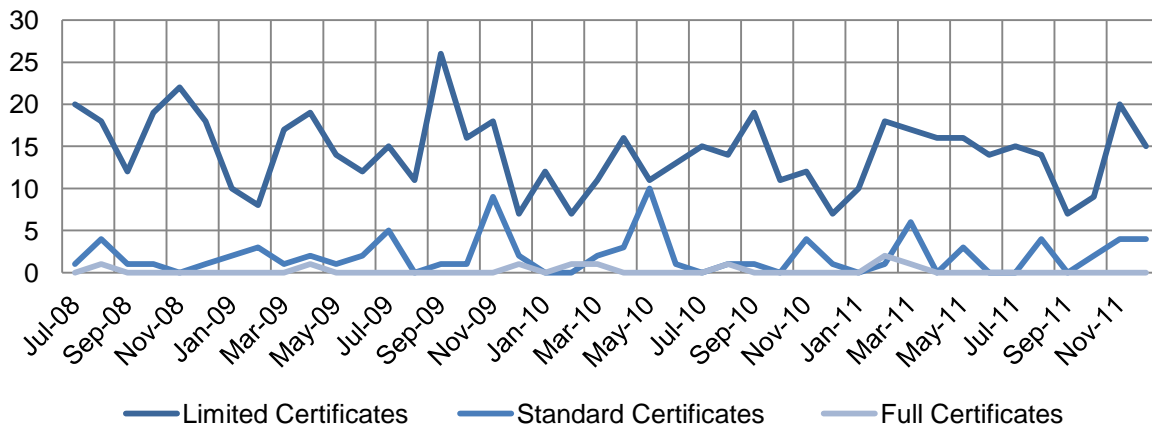


2.10 Planning Certificates

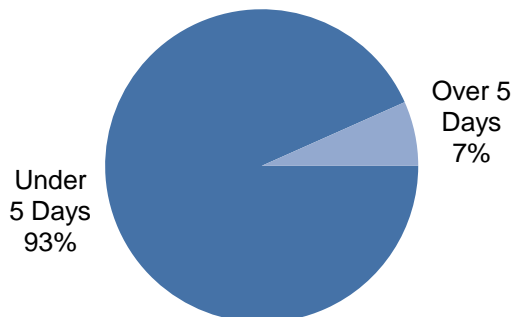
2.10.1 Planning Certificates Issued

Description	Current Month	Previous 3 Months Average	Average Since July 2008	Target
Limited Planning Certificate	15	12	14	85% in 5 Days
Standard Planning Certificate	4	2	2	85% in 10 Days
Full Planning Certificate	0	0	1	85% in 30 Days

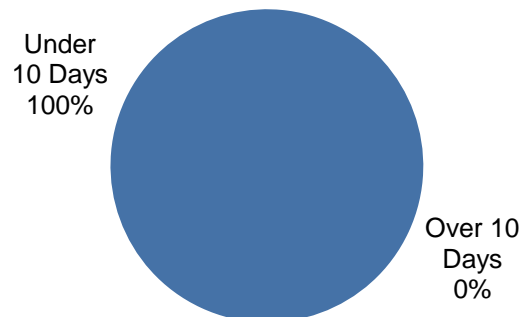
2.10.2 Planning Certificates Requests Received



2.10.3 Limited Certificates Issued under 5 Days (KPI)



2.10.4 Standard Certificates Issued under 10 Days (KPI)

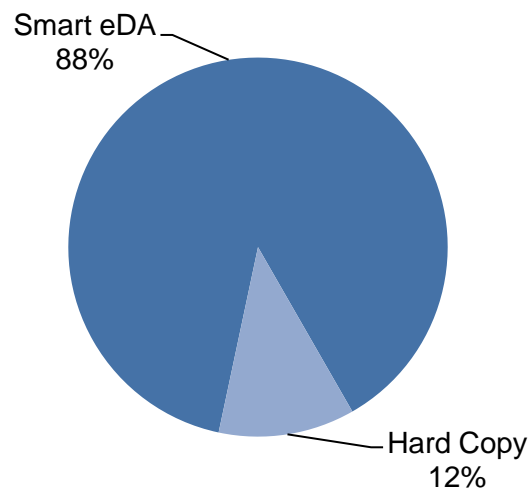


3. ePlanning

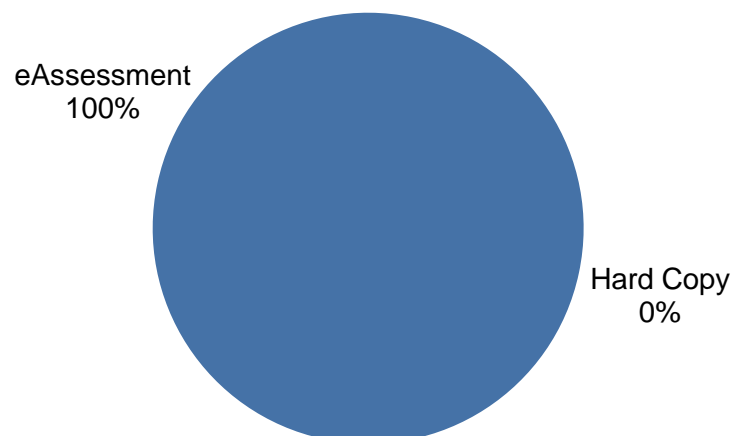
3.1.1

Description	Current Month	Monthly Average - last 3 months	Monthly Average since Feb 2011
Applications lodged through Smart eDA (MCU,ROL & OW)	38	27	29
Applications assessed electronically	38	38	40

3.1.2 Applications Lodged via Smart eDA (More than 75% KPI)



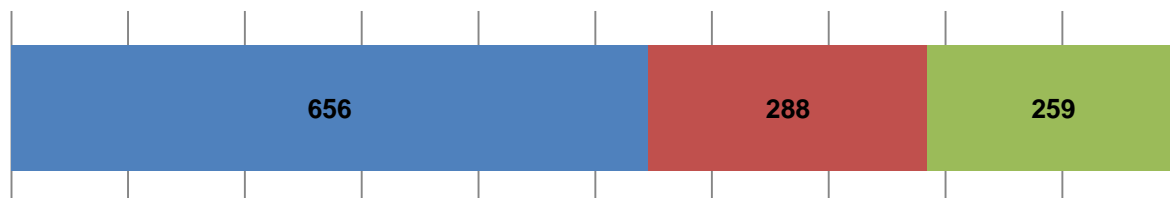
3.1.2 Applications Assessed Electronically (More Than 90% KPI) - % of all Applications Received



4. Customer Requests

4.1.1 Customer Requests

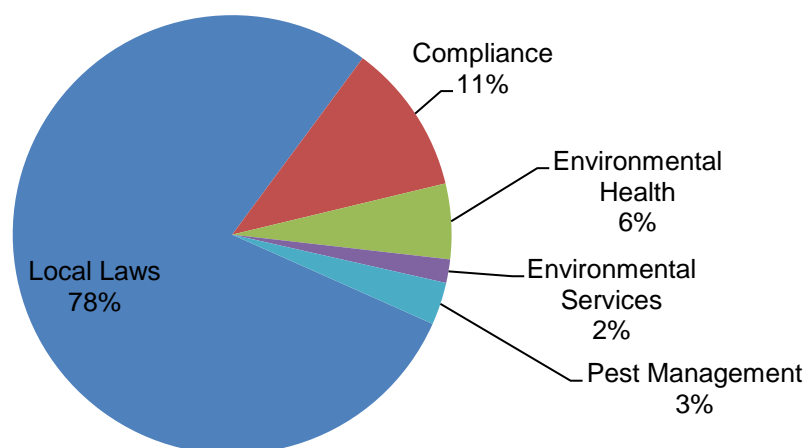
■ Active Requests (At Beginning of Month) ■ New Requests Received ■ Completed Requests



4.1.2 Requests Received

Request Type	Total	Previous 3 Months Average	Average Since July 2008
Local Laws	226	313	335
Compliance	32	35	36
Environmental Health	16	17	28
Environmental Services	5	8	7
Pest Management	9	9	7

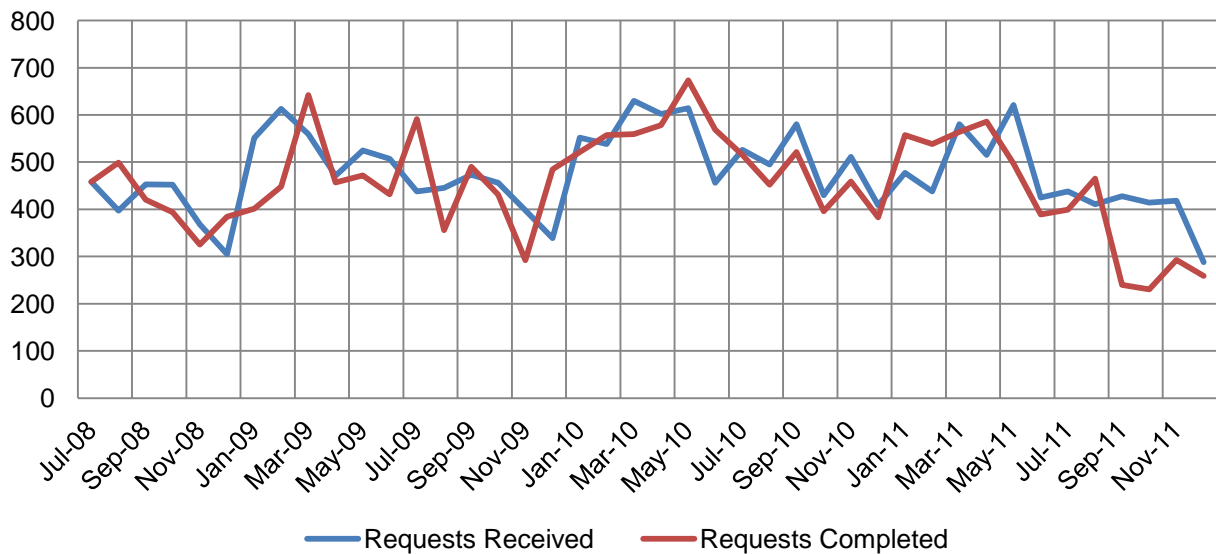
4.1.3 Percentage Requests Received by Area



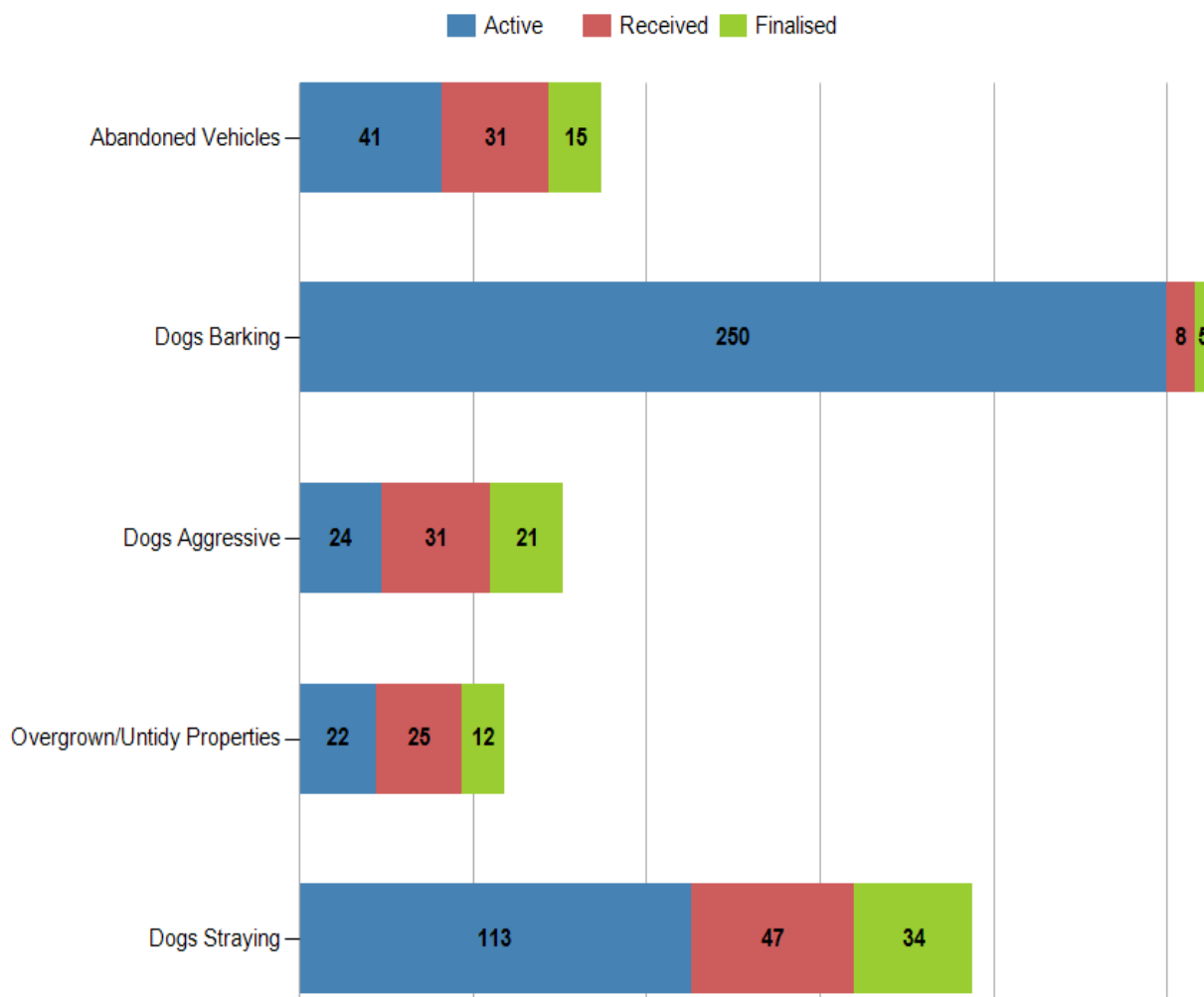
4.1.4 Requests Completed

Request Type	Total	Average Days to Complete	Monthly Average Since July 2008	Average Days to Complete Since July 2008
Local Laws	187	13	365	19
Compliance	44	34	63	39
Environmental Health	21	8	7	10
Environmental Services	1	2	4	45
Pest Management	6	2	7	12

4.1.5 Number of Requests Received vs Completed



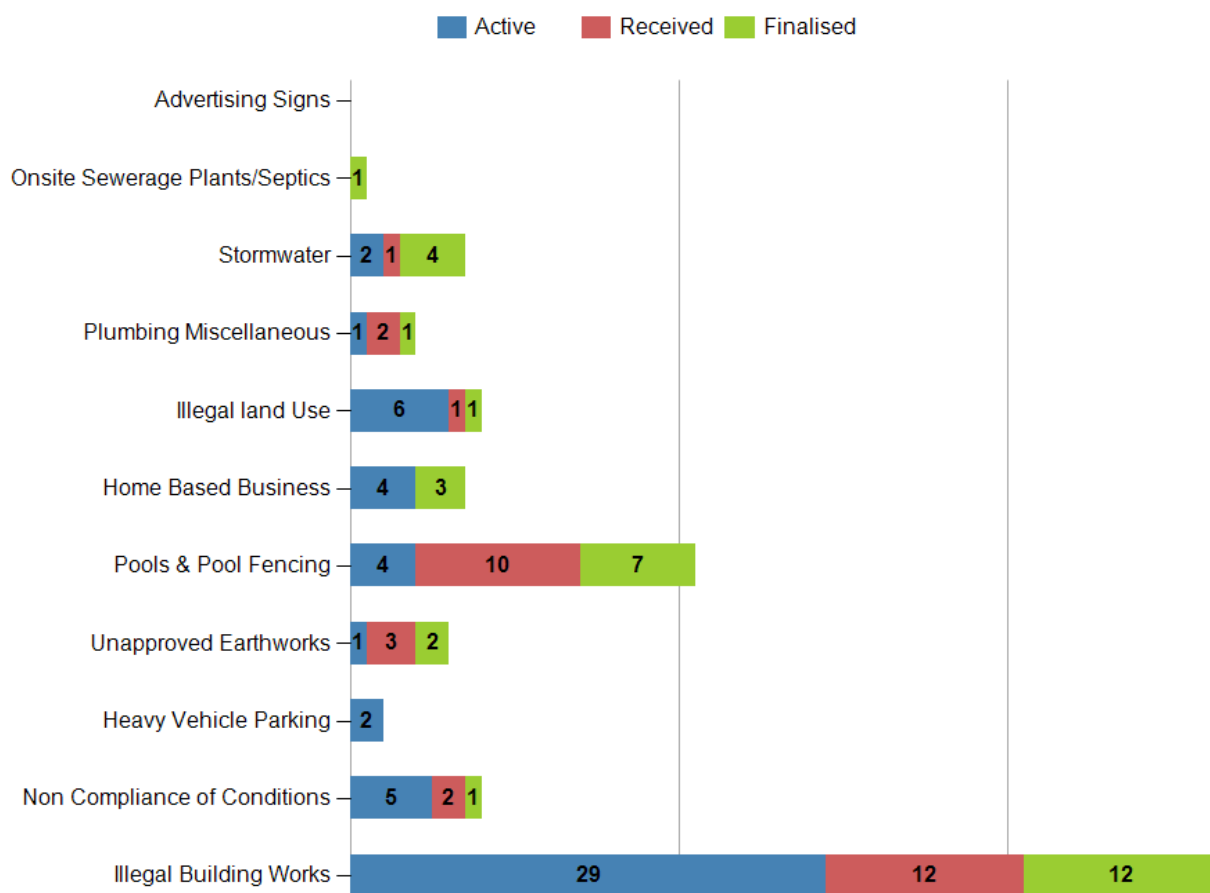
4.2.1 Progress of Local Laws Customer Requests



4.2.2 Local Laws Requests - Highlights

Request Type	Active	Received	Finalised
Dogs Straying	113	47	34
Overgrown/Untidy Properties	22	25	12
Dogs Aggressive	24	31	21
Dogs Barking	250	8	5
Abandoned Vehicles	41	31	15

4.3.1 Compliance Requests Highlights

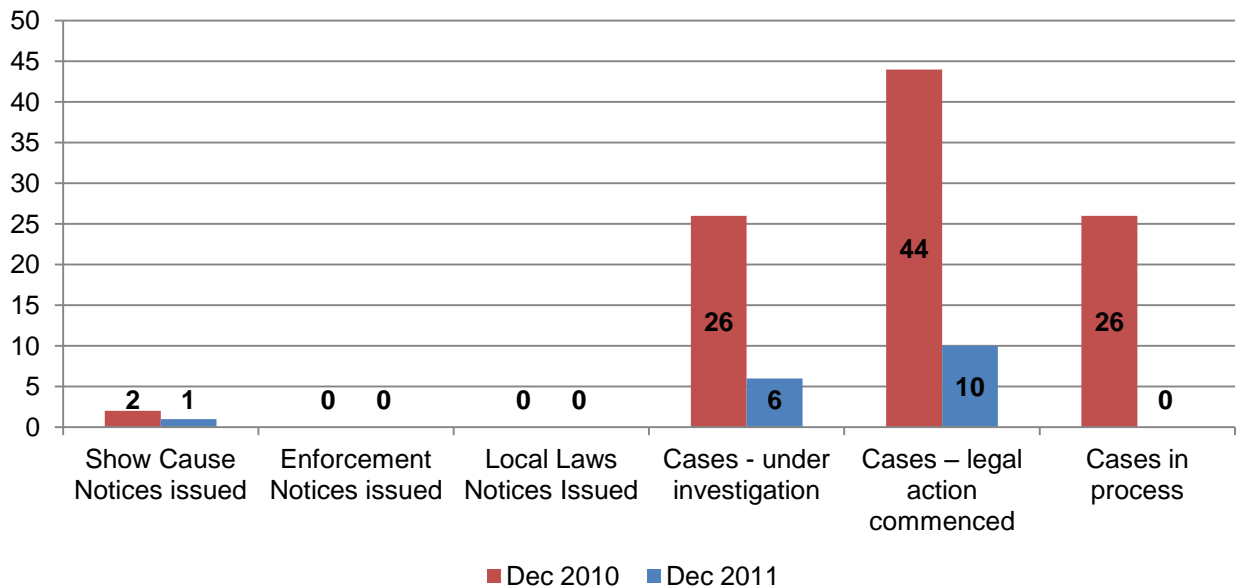


4.3.2 Compliance Requests Highlights

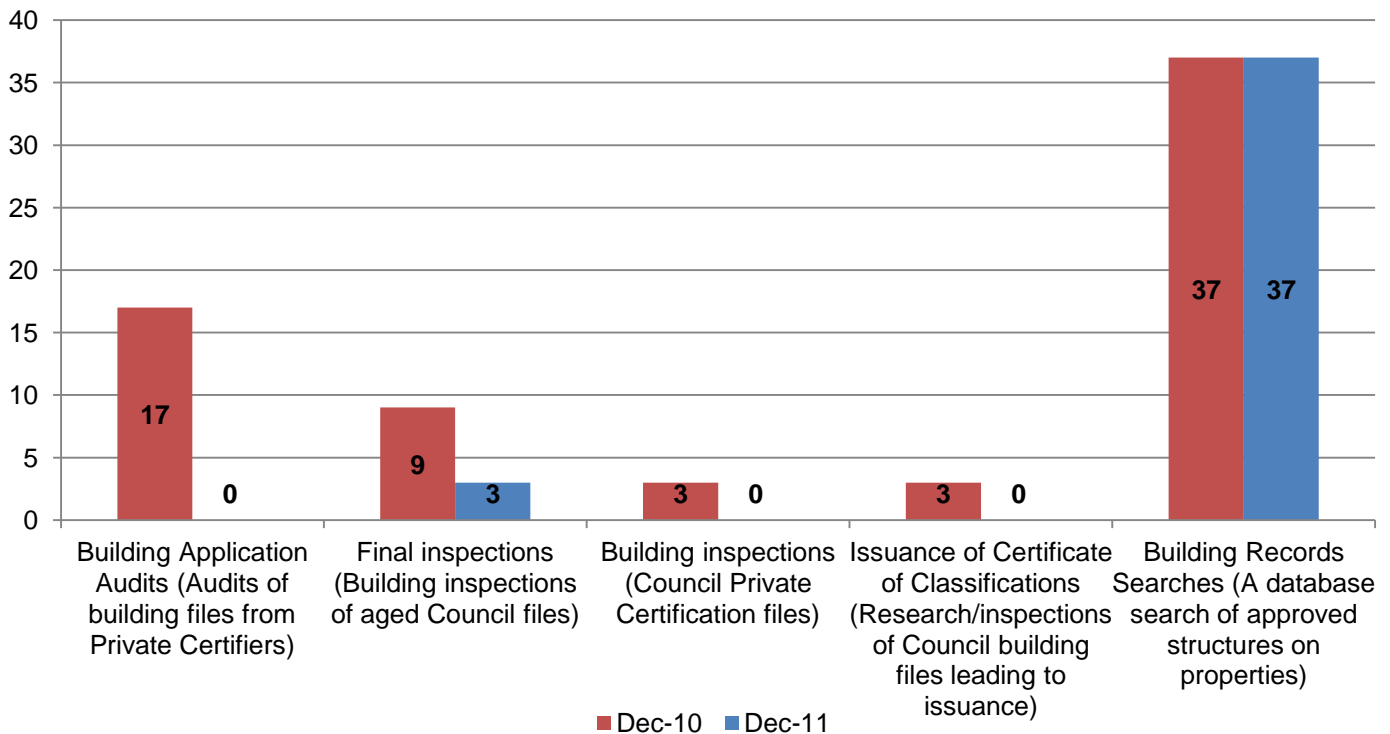
Category	Active	Received	Finalised
Illegal Building Works	29	12	12
Non Compliance of Conditions	5	2	1
Heavy Vehicle Parking	2	0	0
Unapproved Earthworks	1	3	2
Pools & Pool Fencing	4	10	7
Home Based Business	4	0	3
Illegal land Use	6	1	1
Plumbing Miscellaneous	1	2	1
Stormwater	2	1	4
Onsite Sewerage Plants/Septics	0	0	1
Advertising Signs	0	0	0

4.3 Status of Compliance Activities

4.3.1 Compliance Activities

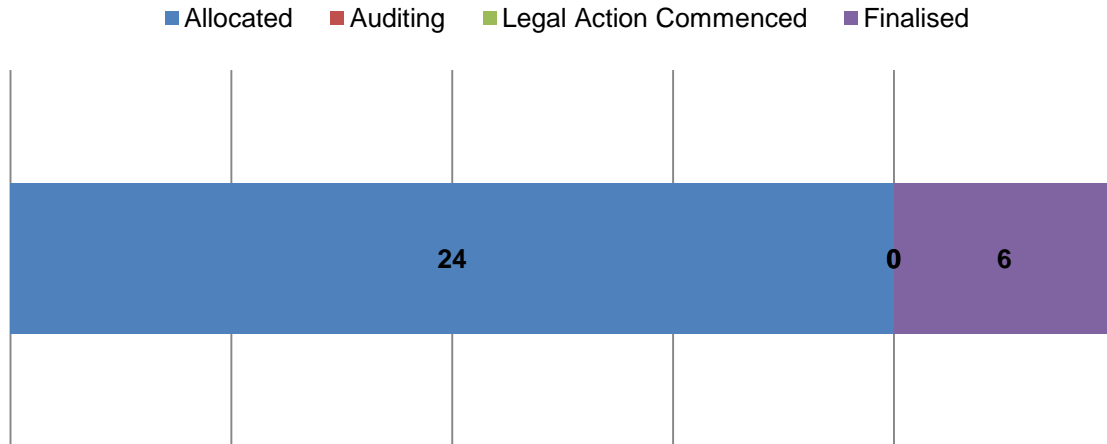


4.3.2 Governance



4.3.3 Proactive Audits

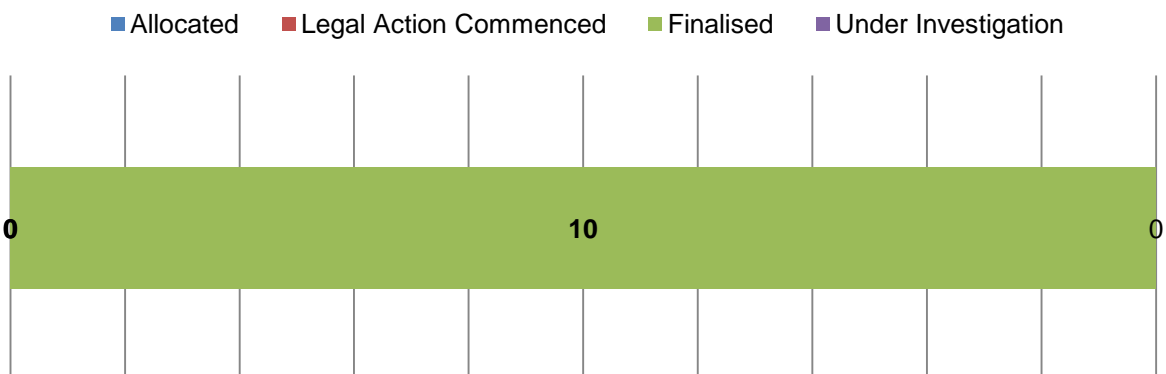
Material Change of Use Audit



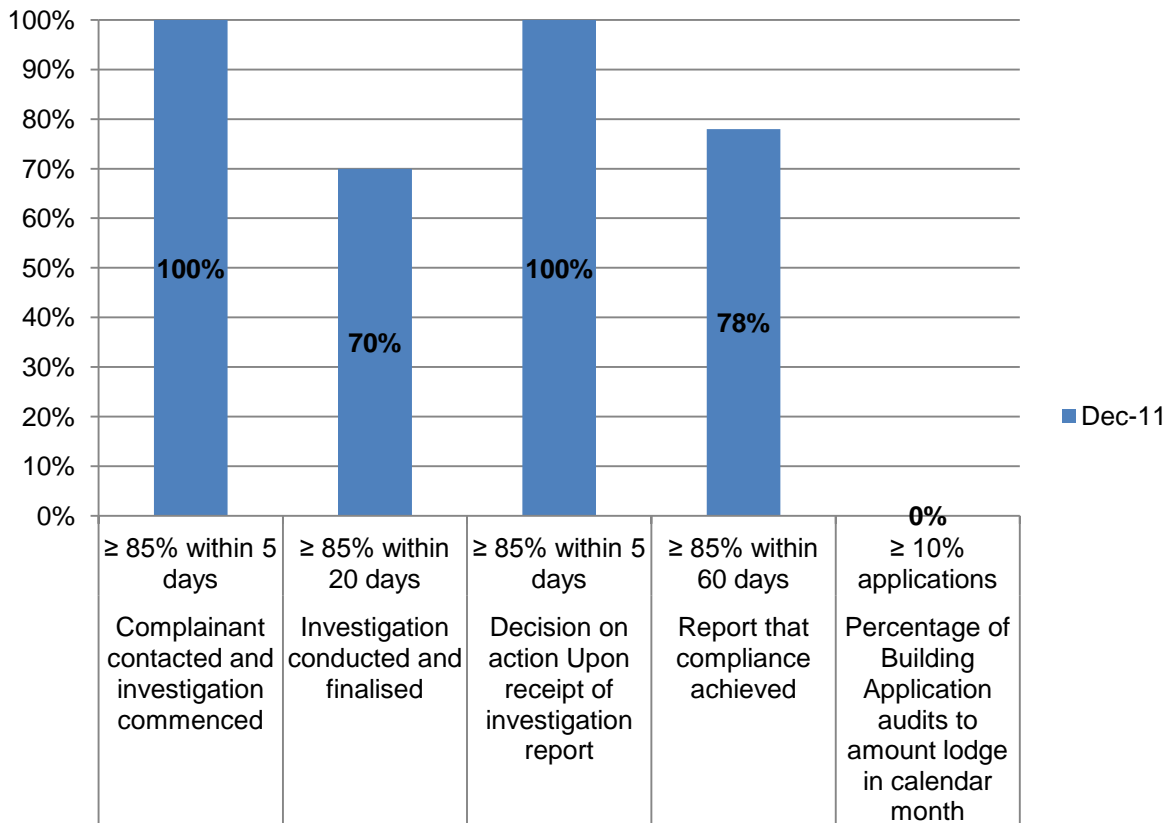
Planning Audit



Lapsed Applications

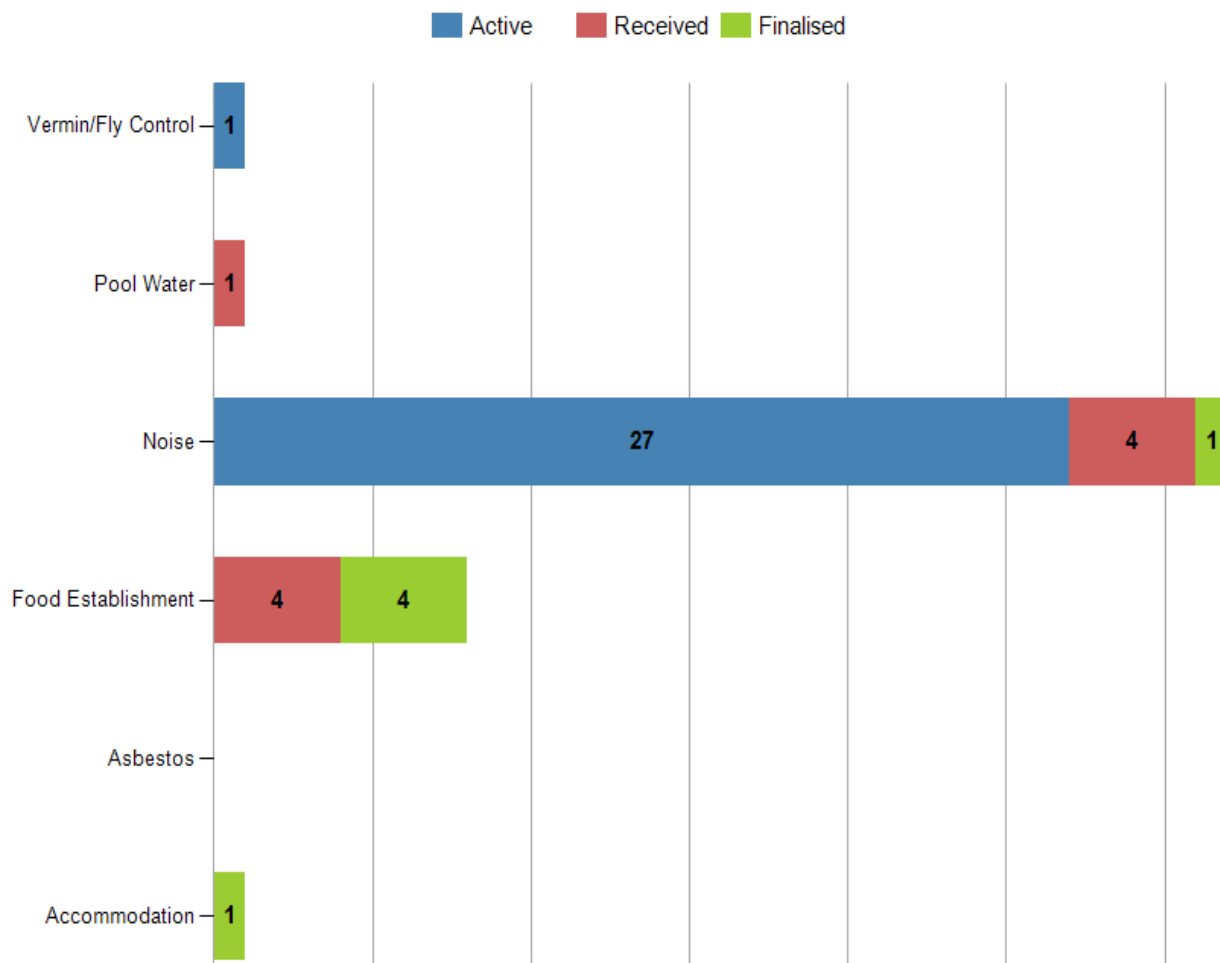


4.4.4 Key Performance Indicators



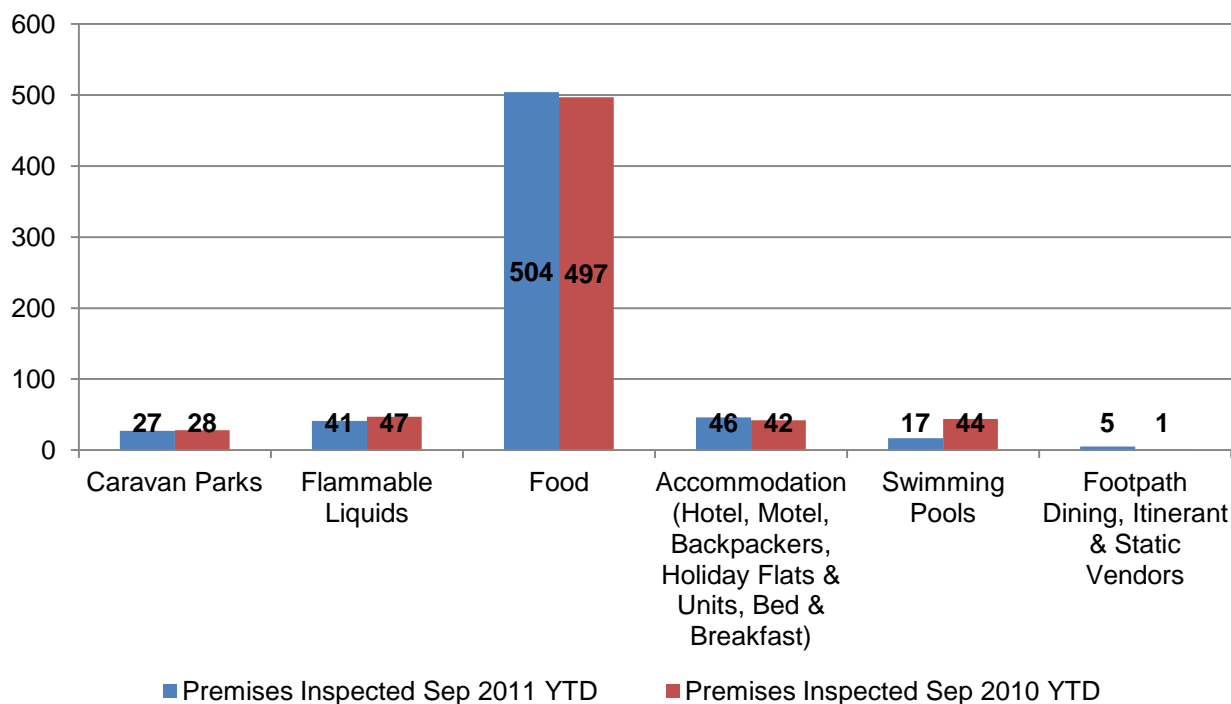
- \$718,220.78 total identified in unrecovered contributions
- 46% (11) of MCU audits conducted, the development had not commenced
- 8% (2) of MCU audits conducted, development had commenced

4.4.1 Environmental Health Requests – Highlights



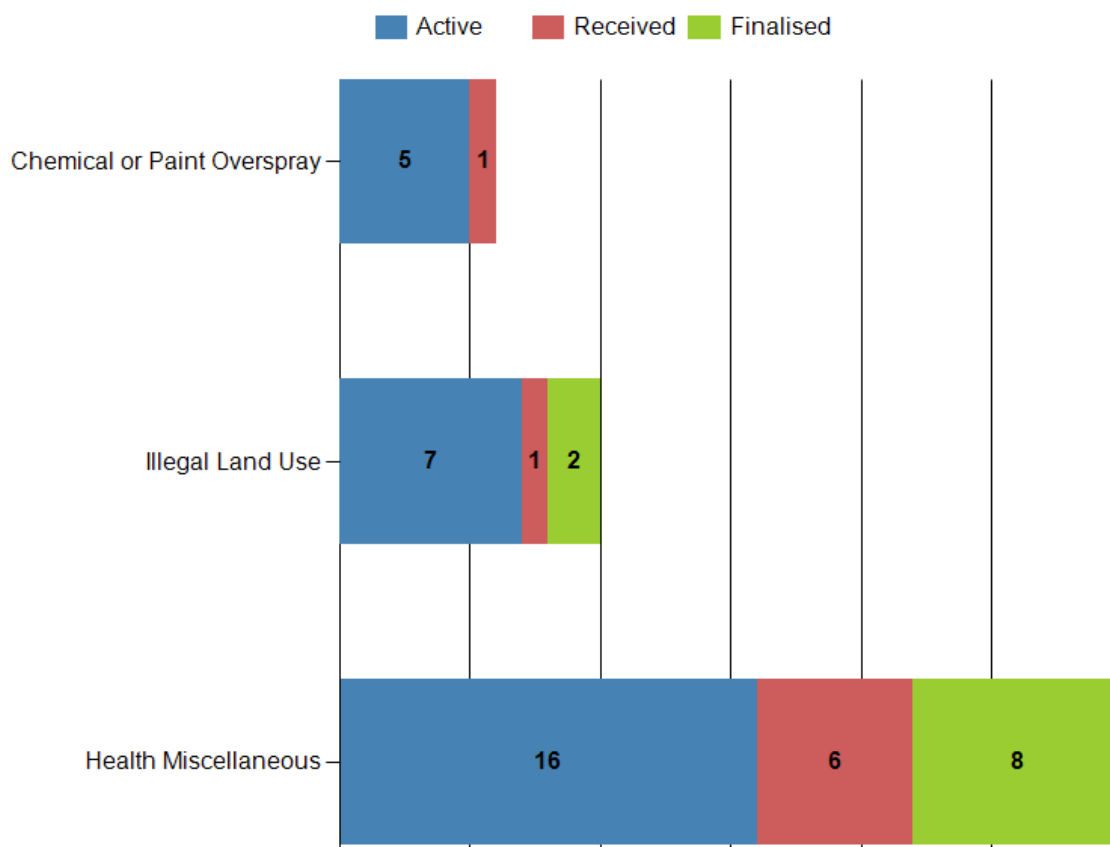
4.4.2 Environmental Health Requests – Highlights

Request Type	Active (Beginning of Month)	Received	Finalised
Accommodation	0	0	1
Asbestos	0	0	0
Food Establishment	0	4	4
Noise	27	4	1
Pool Water	0	1	0
Vermin/Fly Control	1	0	0

4.5.3 Inspections - Licensed Premises

4.4.4 Inspections - Licensed Premises

Premises	Premises Inspected Sep 2011 YTD	Premises Inspected Sep 2010 YTD	Total No. of Licensed Premises	Target Measure - % Inspected Premises YTD
Caravan Parks	27	28	23	117
Flammable Liquids	41	47	145	28
Food	504	497	566	89
Accommodation (Hotel, Motel, Backpackers, Holiday Flats & Units, Bed & Breakfast)	46	42	66	70
Swimming Pools	17	44	73	23
Footpath Dining, Itinerant & Static Vendors	5	1	31	16

4.5.1 Progress of Environmental Services Customer Requests



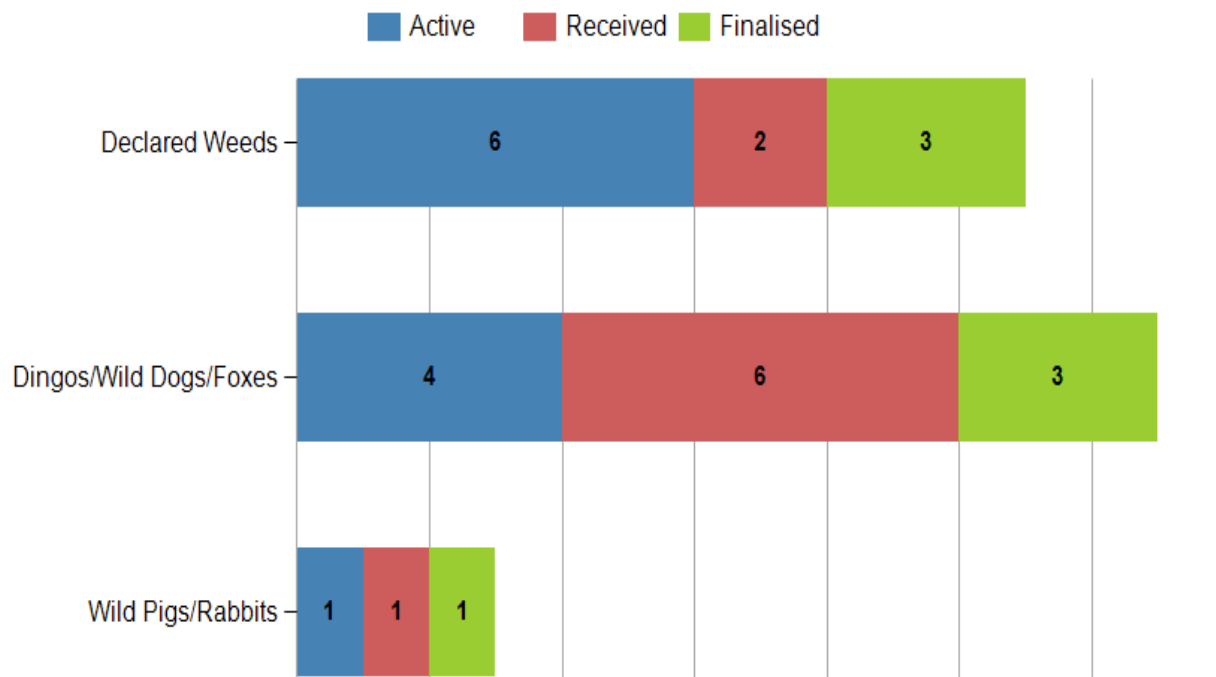
4.5.2 Environmental Services Requests – Highlights

Request Type	Active	Received	Finalised
Health Miscellaneous	16	6	8
Illegal Land Use	7	1	2
Chemical or Paint Overspray	5	1	0

4.5.3 Environmentally Relevant Activity Registrations

Categories	Inspections
Chemical Storage	0
Motor Vehicle Workshop	2
Boiler Making	0
Metal Forming	0

4.6.1 Progress of Pest Management Customer Requests



4.6.2 Pest Management Requests – Highlights

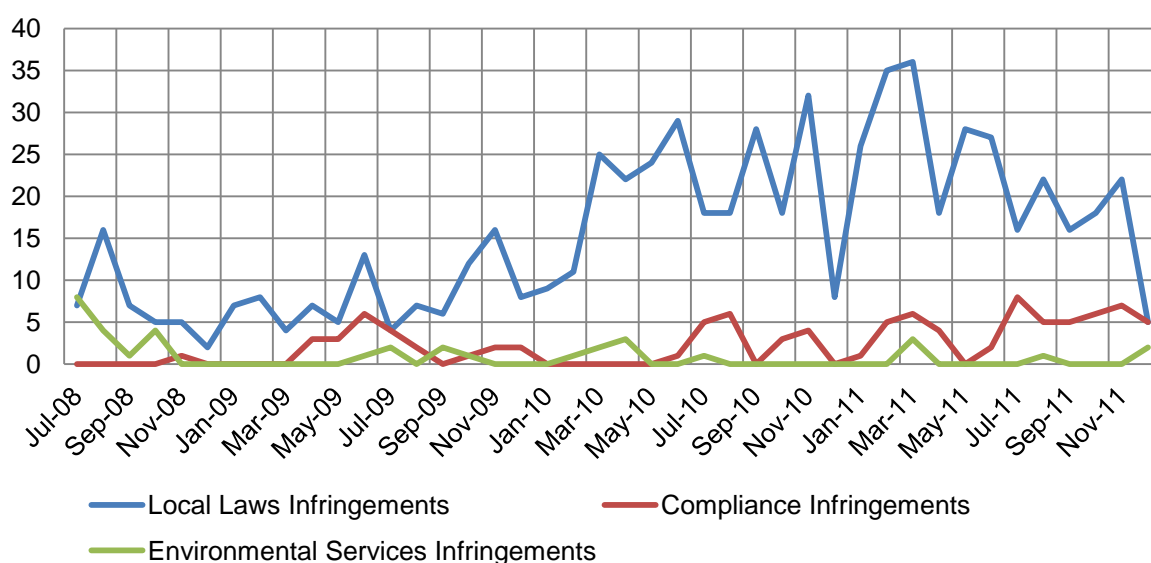
Request Type	Active	Received	Finalised
Wild Pigs/Rabbits	1	1	1
Dingos/Wild Dogs/Foxes	4	6	3
Declared Weeds	6	2	3

5.1 Infringements

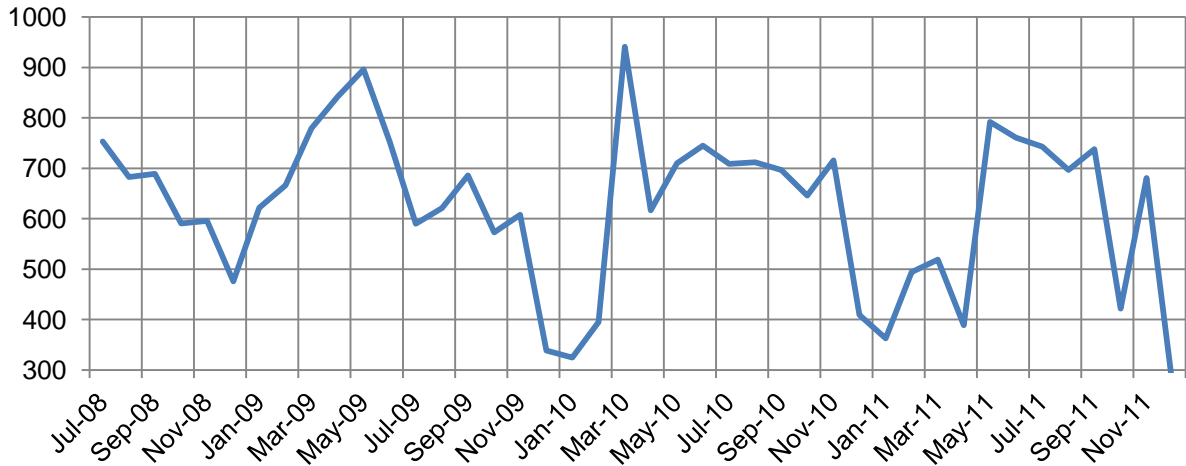
5.1.1 Infringements Issued

Request Type	Total	Monthly Average	Average since July 2008
Regulated Parking	265	614	625
Local Laws	5	21	16
Compliance	5	7	4
Environmental Services	1	1	2
Environmental Health	0	0	0

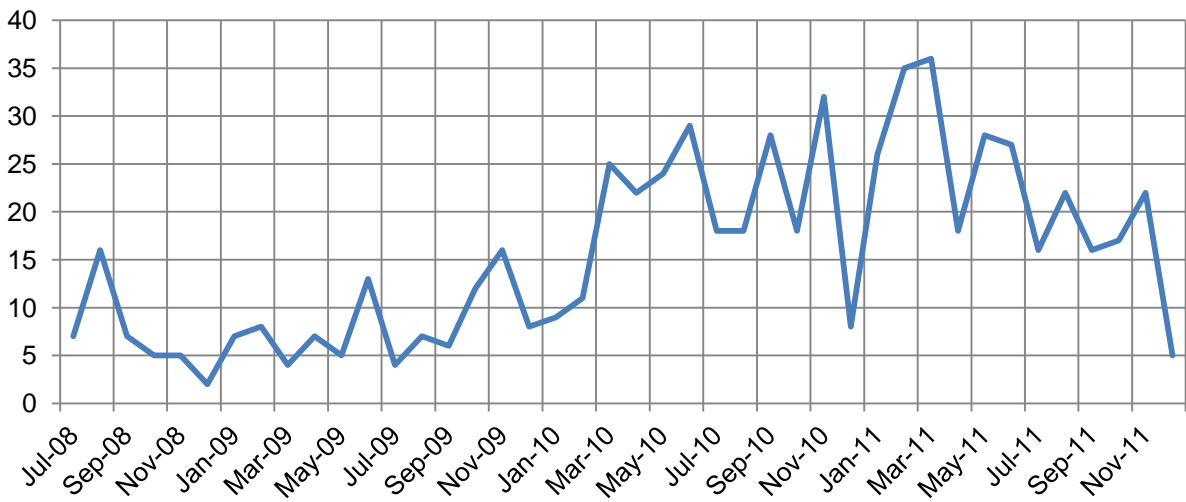
5.1.2 Local Laws, Compliance, Environmental Health and Environmental Services Issued Since July 2008



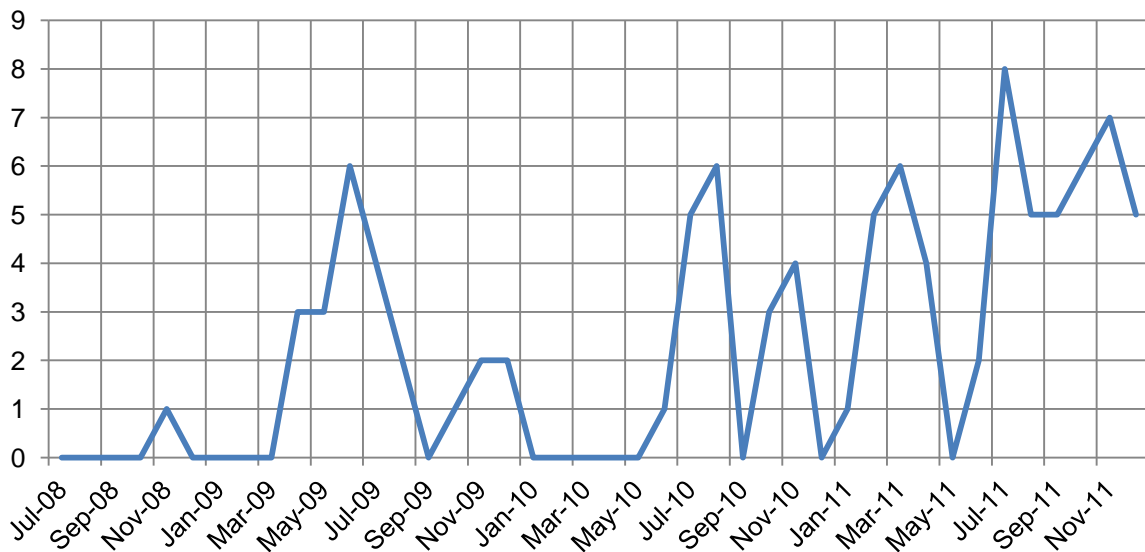
5.2 Regulated Parking Infringements Issued Since July 2008



5.3 Local Laws Infringements Issued Since July 2008



5.4 Compliance Infringements Issued Since July 2008

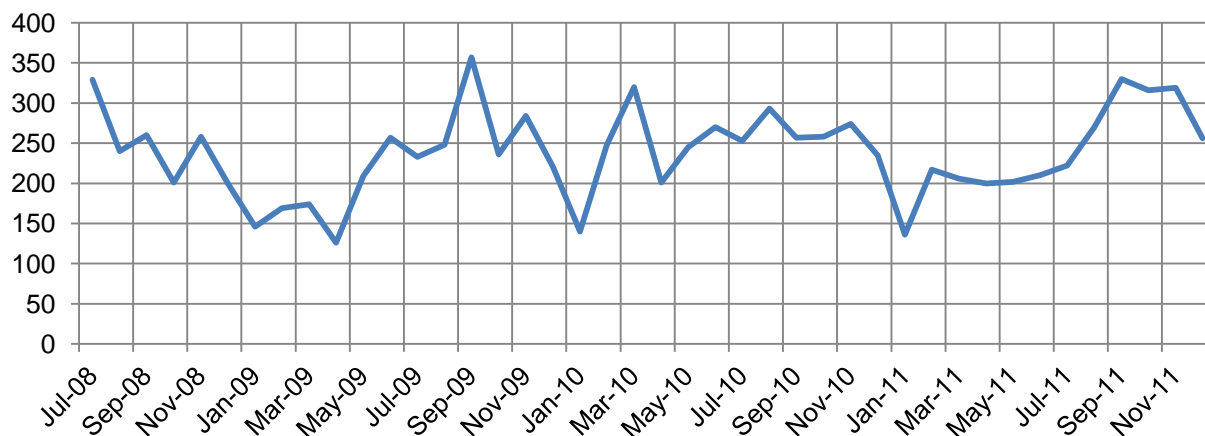


6. Domestic Building Works

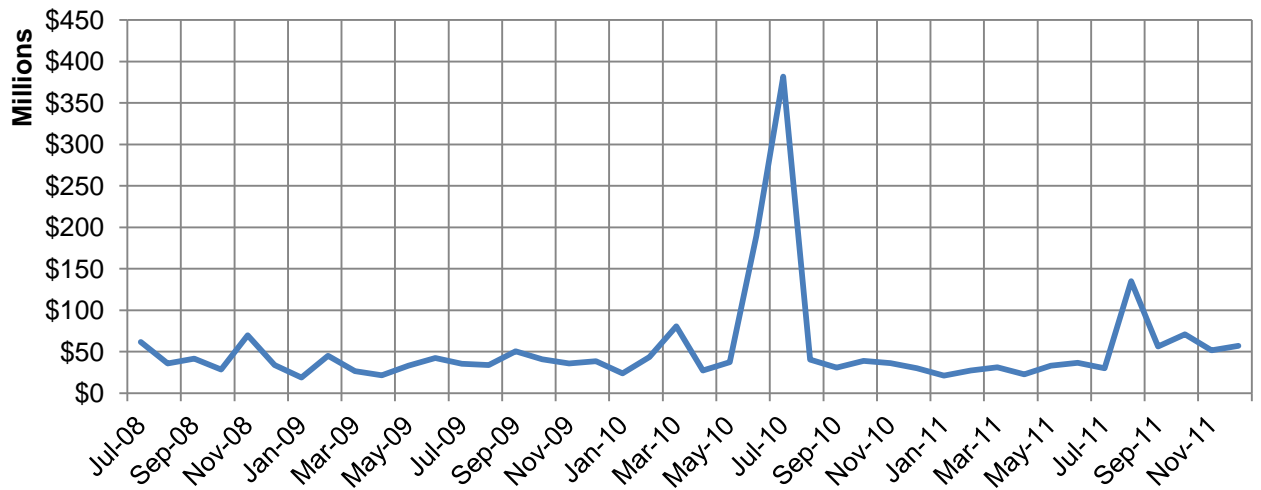
6.1.1

	Current Month	Value of Works	Previous 3 Months Average	3 Month Average Value of Works	Average since July 2008	Average Value Since July 2008
Applications - All	256	\$56,840,464	346	\$59,583,986	230	\$50,535,987
Applications - Residential	100	\$47,065,075	110	\$33,666,442	73	\$23,063,048
<i>Average Dwelling Size</i>	388 m ²	\$470,651	232 m ²	\$305,134	251 m ²	\$316,138
<i># of Detached Dwellings</i>	98	\$29,690,075	107	\$31,493,698	71	\$20,650,549
<i>Average Value of Detached Dwelling \$</i>	-	\$272,348	-	\$295,253	-	\$290,853
<i># of Attached Dwellings</i>	46	\$20,375,000	15	\$3,259,115	9	\$2,470,853
<i>Average Cost of Attached Dwellings \$</i>	-	\$442,935	-	\$217,274	-	\$264,504
<i>Additions and Alterations</i>	23	\$1,747,221	29	\$1,889,642	26	\$1,365,110

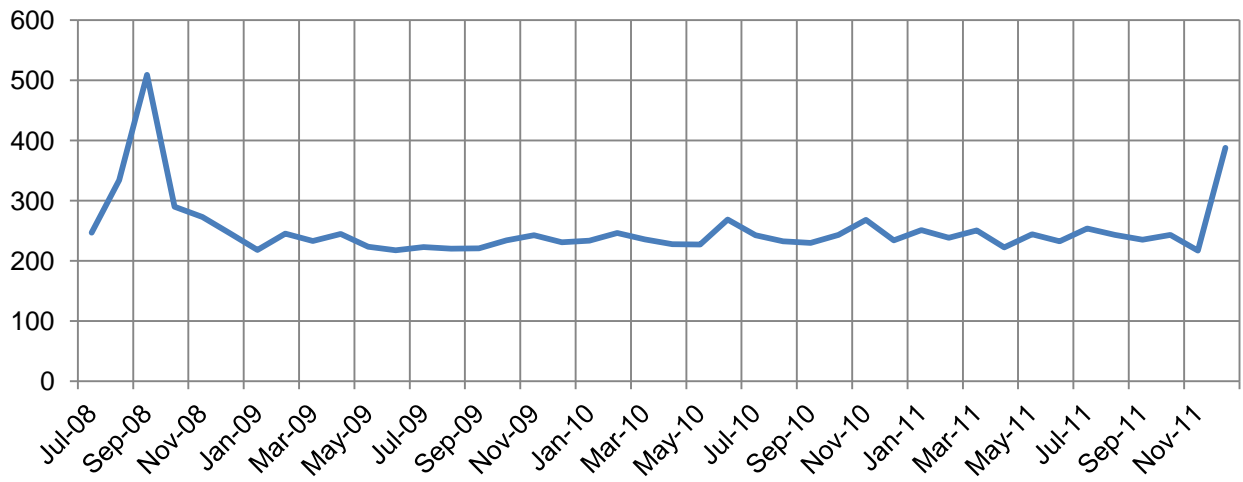
6.1.2 Building Applications Recieved Since July 2008



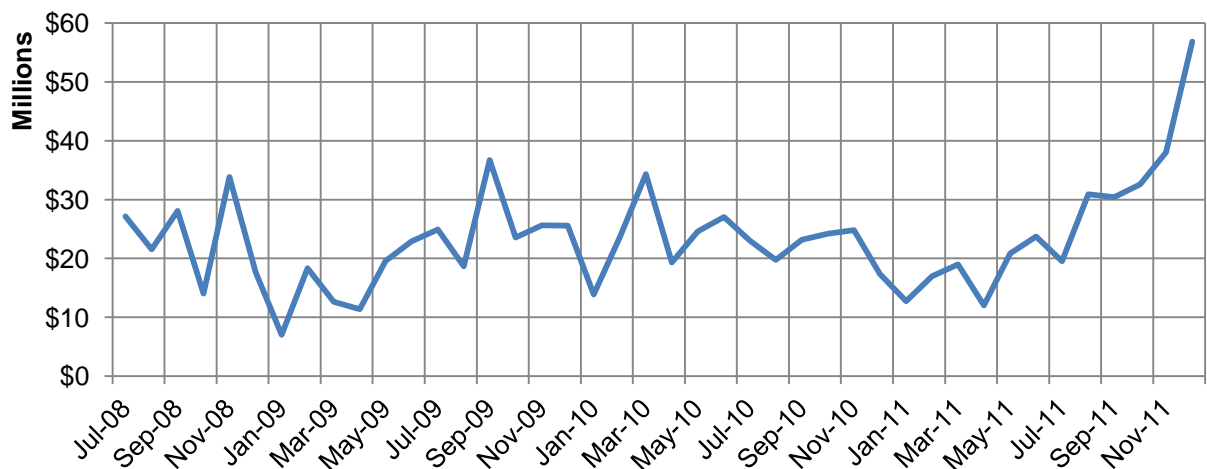
6.1.3 Value of All Building Applications Since July 2008



6.1.4 Average Floor Area of Residential Building Applications



6.1.5 Value of Residential Building Applications



7 Business Improvement – Business Support Unit

Legend

In Progress ✓

Completed ✓

Not on Schedule X

Project Phase	Deliverables	Milestones	Nov	Dec
Donated Asset Management (DAM) Management of the civil construction, plan signing and on and off maintenance processes associated with donated assets	<ul style="list-style-type: none"> First Draft of White Paper on Development Engineering Operations DAM Project Management Plan Stakeholder Interviews completed and documented Revised PMP Council briefing Stakeholder workshop 	<ul style="list-style-type: none"> 9/09/2011 16/09/2011 14/10/2011 31/12/2011 TBA TBA 	✓	
Environmental Health Pathway Development Generation of Documents from Pathway and Procedure Manual	<ul style="list-style-type: none"> Project schedule created in draft. First team meeting scheduled for 14 Sept. Project schedule confirmed Beginners Guide to Pathway Health Officers Processes List of Templates Administration Processes Naming Convention 	<ul style="list-style-type: none"> 12/09/2011 14/09/2011 02/12/2011 31/01/2012 29/03/2012 03/09/2012 03/09/2012 	✓	✓ ✓
Online Public Submissions Lodge submissions online.	<ul style="list-style-type: none"> Need changes to Statutory Forms. Revised PMP 	<ul style="list-style-type: none"> 21/10/2011 19/02/12 		✓
Infrastructure Charges Implementation Deliver a register for infrastructure charges & create a tracking process for Amended/Negotiated AICN's.	<ul style="list-style-type: none"> Create issues register Schedule created Business processes documented & implemented Strategic, Legal & Operational Issues briefing to Council Ongoing meetings for updating processes, procedures and systems for implementation of AICN 	<ul style="list-style-type: none"> 11/08/2011 07/10/2011 17/10/2011 02/11/2011 	✓	✓
DARP - OWL'S Review of the Development Assessment Process of Operational Works and Large Subdivisions.	<ul style="list-style-type: none"> Commitment Briefing File Survey Preliminary Findings Final Report and Recommendations PMP Schedule 	<ul style="list-style-type: none"> 21/09/2011 November 2011 December 2011 May 2012 May 2012 June 2012 	✓ ✓	

Project Phase	Deliverables	Milestones	Nov	Dec
Internal Referrals Referral of applications between Development Assessment and Development Engineering	<ul style="list-style-type: none"> Create internal referral templates Pathway workflow mapping proposal Workflow mapping in test pathway 'As is' processes 'To be' processes Action Plan Approved 	<ul style="list-style-type: none"> 18/10/2011 04/11/2011 22/11/2011 30/11/2011 01/12/2011 31/03/2012 	✓ ✓ ✓ ✓	✓ ✓ ✓ ✓ ✓
Data Integrity – Pathway Refresher Training Review of data integrity and knowledge within Pathway.	<ul style="list-style-type: none"> Create Project Management Plan Project Team Schedule Finalisation Development Assessment – admin user guides Development assessment – planning user guides Development Engineering – admin user guides Development Engineering – engineering user guides Strategic Planning – user guides Business Support – user guides Development Compliance/building Governance – admin user guides Development Compliance/building Governance – compliance user guides Environmental Services – admin user guides Environmental Services – licensing user guide Local Laws – admin user guides Local Laws – local laws officer user guides Health Services - Administration Processes Health Services - Naming Convention 	<ul style="list-style-type: none"> November 2011 13 December 2011 January 2011 8/06/2012 13/03/2012 11/06/2012 31/07/12 25/05/2012 6/04/2012 26/07/2012 31/05/2012 8/02/2012 29/02/2012 23/05/2012 7/06/2012 03/09/2012 03/09/2012 	✓ ✓	✓
Development Assessment Review Team (DART) process Review of the current DART process.	<ul style="list-style-type: none"> SWOT Analysis DART terms of reference. Endorsed DART Improvement Charter. DART system modifications 	<ul style="list-style-type: none"> December December 2011 January 2011 February 2012 	✓ ✓ ✓	✓ ✓ ✓

Project Phase	Deliverables	Milestones	Nov	Dec
Gap Analysis for Future Population Modelling Produce recommendations on how to develop future whole-of-Council population model.	<ul style="list-style-type: none"> PMP Finalised and distributed to Stakeholders. Report findings from Stakeholder Analysis. AS-IS report finalised and distributed to stakeholders. TO-BE report finalised and distributed. Gap Analysis finalised and distributed. Presentation to Council – Project finalised. 	<ul style="list-style-type: none"> 06/12/2011 18/01/2012 08/02/2012 29/02/2012 14/03/2012 22/03/2012 	✓	✓
Northern Beaches Smart Growth Plan	<ul style="list-style-type: none"> Community Consultation Report Finalisation of Draft Northern Beaches Smart Growth Plan – mapping Finalisation of Northern Beaches Smart Growth Plan Document Council Endorsement of Northern Beaches Smart Growth Plan 	<ul style="list-style-type: none"> 15/12/2011 15/12/11 25/01/12 01/02/2012 	✓	
Bucasia/Shoal Point Initiative	<ul style="list-style-type: none"> Submission for funding Building Better Regional Cities Program (BBRCP) Signed BBRCP 	<ul style="list-style-type: none"> 18/11/2011 TBA 	✓	
Open Space Management Plan	<ul style="list-style-type: none"> Review of current open space plan and policy Formation of Open Space Plan Reference Group Preparation of Open Space Issues and Opportunities Report 	<ul style="list-style-type: none"> 19/12/2011 	✓	
Dudgeon Point Coal Terminal Environmental Impact Study (EIS)	<ul style="list-style-type: none"> Meeting with Coordinator Generals Office 1st Draft Terms of Reference Draft EIS 	<ul style="list-style-type: none"> 24/11/2011 31/01/2012 	✓	✓
Ministerial Land Designation – Mackay Northern Beaches High School	<ul style="list-style-type: none"> Proposed Ministerial Land Designation Report Response Report distributed and reviewed 	<ul style="list-style-type: none"> 26/11/2011 	✓	✓

Project Phase	Deliverables	Milestones	Nov	Dec
	<ul style="list-style-type: none"> Submission on Ministerial Land Designation Report Completed 	<ul style="list-style-type: none"> 12/12/2011 	✓	✓
Ministerial Land Designation – Pioneer High School	<ul style="list-style-type: none"> Proposed Ministerial Land Designation Report Response Report distributed and reviewed Submission on Ministerial Land Designation Report Completed 	<ul style="list-style-type: none"> 28/11/2011 19/12/2011 	 ✓ ✓	✓ ✓

8 200K Planning Scheme

Legend

In Progress ✓

Completed ✓

 Key Deliverables *Red*


Project Phase		Deliverables	Milestones	Oct	Nov	Dec
Stage 1						
Citation and Comment		Align with final Strategic Framework	31/08/2011			
Briefing to Council (Strategic Framework)		Incorporate finalised Community Plan	01/09/2011			
Stage 2						
Part 1	About the Planning Scheme	Minor inputs	01/11/2011			
Stage 3						
Part 2	State Planning Instruments	Minor inputs	00/11/2011			
Stage 4						
Strategic Framework		Distribute V0.2 (incorporating Regional Plan + localising statements)	13/07/2011			
Part 3		Distribute V0.3	29/07/2011			
Submission on Draft Regional Plan		Briefing to Council V0.4 : incorporating ongoing amendments as scheme is developed + maps	10/08/2011	✓		
		Draft Regional Plan released for comment	00/05/2011			
		Briefing to Council (comments of draft Regional Plan)	17/08/2011			
		Report to Council	24/08/2011			
		Submission made to DLGP	09/09/2011			
Stage 5						
Part 4	Priority Infrastructure Plan	<i>Planning Assumptions</i>	<i>01/03/2012</i>			
		<i>PIA</i>	<i>01/02/2012</i>			
		<i>Dss</i>	<i>01/02/2012</i>			
		Consolidate PFTI & Schedule of works	01/03/2012			
		Briefing to Council (consolidated PIP)	01/03/2012			

Project Phase		Deliverables	Milestones	Oct	Nov	Dec	
Stage 6	Tables of Assessment	5. 5 Zones (Developed as part of each zone code)					
Part 5		Draft list	09/08/2011				
		Final list	00/12/2011	✓	✓	✓	
		5.6 Zones (Developed as part of each LP)					
		Draft list	13/09/2011				
		Final list	00/12/2011	✓	✓	✓	
		5.7 Overlays (Developed as part of each Overlay)					
		Draft list	30/09/2011				
		Final list	11/12/2011	✓	✓	✓	
		5.8 RoL/Operation Works					
		Draft list	29/07/2011 (internal meeting on EDG)			✓	✓
		Final list	11/12/2011	✓	✓	✓	
Stage 7	Residential Densities Strategy Document	Issue draft Strategy	00/01/2011				
Part 6 Zones		Consultation	00/04/2011				
		Planning scheme zones and yields	00/ 07/2011				
		Briefing to Council – summary of submissions and proposed amendments to the strategy	19/07/2011				
		Meeting with submitters	12/09/2011	✓			
		Finalise draft document	01/12/2011				
		Residential Zone Codes	First draft + zone mapping amendments	9/08/2011	✓		
			Second draft	24/08/2011			
		Centres Strategy Document	Issue draft Strategy (Internal)	27/07/2011	✓		
			Briefing to Council – presentation of draft strategy	27/07/2011			
			Complete draft Strategy document	01/11/2011			
	Finalise supporting technical document (Macroplan)	8/08/2011					
	Targeted consultation	2012					
	Consider comments	2012					
	Finalise draft strategy	2012					

Project Phase	Deliverables	Milestones	Oct	Nov	Dec
Centres	First Drafts	9/08/2011	✓		
	Second Drafts	00/09/2011	✓		✓
Mixed Use	First Drafts	9/08/2011	✓		
	Second Drafts	24/08/2011	✓	✓	
Community	First Drafts	9/08/2011			
	Second Drafts	24/08/2011	✓		
Environment	First Drafts	13/09/2011	✓	✓	
	Second Drafts	00/10/2011			
Industry Low Impact Industry Study	Commence with low Impact study	00/05/2011			
	Distribute draft study – internal comment	26/07/2011			
	Finalise study	00/09/2011	✓		
	Release draft study for consultation	2012			
Industry Zone Codes	First draft	9/08/2011			
	Incorporate freight summit outcomes Briefing to Council	14/09/2011			
Rural	First Drafts	26/07/2011			
	Second Drafts	9/08/2011			
Rural Township Zone	Rural and coastal communities audit				
	South of Pioneer	00/07/2011			
	Pioneer Valley	00/08/2011			
	North of Pioneer Briefing to Council	00/08/2011 24/08/2011			
Expansion	First Drafts	09/08/2011			
	Second Drafts	24/08/2011			
Ooralea Local Plan	Workshop	00/05/2010			
	Consultation	00/12/2010			
	Design guideline	7/09/2011			
	Briefing to Council Report to Council	14/09/2011 00/10/2011	✓		

Stage 8
Part 7
Local
Plans

Project Phase	Deliverables	Milestones	Oct	Nov	Dec			
Sarina Local Plan	Workshop	00/12/2010						
	Consultation	00/ 08/2010						
	Briefing to Council	10/02/2010						
City Centre Local Plan	Workshop	25/03/2011						
	Consultation	00/06/2011						
	City Centre Strategy	00/ 09/2011						
	Briefing to Council	21/09/2011						
Mirani Local Plan	Release Draft Strategy	00/10/2011	✓					
	Stakeholders Workshop							
	Briefing to Council	24/08/2011	✓					
	Consultation	2012						
Northern Beaches Local Plan	Consider Submissions							
	Draft Local Plan	1/03/2012						
	Draft Local Plan	2012						
	Briefing to Council	10/10/2011						
	Report to Council on consultation	01/02/2012						
	Final Local Plan – Draft Planning Scheme	01/06/2012						
Stage 9								
Part 8 Overlays	Ports, Rural Heritage, Environment, Road Hierarchy, High Impact, Parks Hierarchy	First Drafts	9/08/2011	✓				
		Second Drafts	24/08/2011	✓	✓			
		Briefing to Council	26/10/2011	✓				
Flood Hazards	Pioneer flood study	Internal consultation of draft document	00/07/2011					
		Internal meeting	21/07/2011					
		Internal meeting	7/09/2011					
		Briefing to Council (Flood studies)	00/09/2011	✓				
		External consultation	00/09/2011	✓	✓	✓		
		Incorporate in flood study	00/09/2011			✓		
		McCreadys Creek flood study	Internal consultation of draft document	Internal meeting	00/07/2011			
				Internal meeting	21/07/2011			
				Internal meeting	7/09/2011			
				Briefing to Council (Flood Studies)	00/09/2011			
External consultation	2012			✓	✓	✓		
Incorporate in flood overlay	00/03/2012							

